

LAKE COUNTY SHERIFF CRIME STATISTICS

													Totals	Avg. Per Month
	Jan	Feb	March	April	May	June	July	Aug	Sept	Oct	Nov	Dec		
Crime Related														
Abuse Complaint (All)			1	2					1	-	-		4	0
Alarm (not bank)	17	26	32	28	36	38	40	30	24	31	38	28	368	31
Alarm Bank or ATM									1	-	-		1	0
Assault Report			1					1		-	-		2	0
Battery In Progress										-	-		-	-
Battery Report		1		2			1		1	3	-		8	1
Bomb Threat										-	-		-	-
Burglary Attempt Report			3		1	2	1	3	3	1	-		14	1
Burglary In Progress	1									-	-		1	0
Burglary Report (not to vehicle)				1	1	1				1	2	4	10	1
Burglary Vehicle Report	2				3	4	1			2	1	2	15	1
Criminal Damage To Property			1		2	1		5	2	1	1		13	1
Criminal Damage To Vehicle			1							-	-		1	0
Criminal Trespass (all)			1		4	2		1		-	-		8	1
Death Investigation	2	2		2	3	2	3	1	1	2	-	3	21	2
Distrubance In Progress		1			1					-	-		2	0
Disorderly Conduct										-	-		-	-
Domestic In Progress	4	5	5	5	5	3	3	3	3	2	4	1	43	4
Domestic Report	2						2		1	1	-		6	1
Dumping Complaint					1	2				-	-	1	4	0
Financial Crimes	20	14	7	4	4	8	2	2	6	2	4	6	79	7
Fire Response Only	4	11	15	11	12	16	10	16	5	15	13	6	134	11
Fireworks									1	1	-	2	4	0
Forgery										-	-		-	-
Found Property Report				1		3	1	1	3	2	4	2	17	1
Harassment All			1				2		2	-	-		5	0
Hazardous Situation	1			2	1	1	1	2	2	3	1	1	15	1
Hunting Complaint										-	-		-	-
Juvenile Complaint			1	3		1	3	3	1	2	-	4	18	2
Liquor Violation										-	-		-	-
Kidnapping or Abduction											1			
Man with a Gun										-	-		-	-
Mischievous Conduct										-	-		-	-
Neighbor Problem				1	1	1		1	2	1	1	1	9	1
Narcotics Investigation	1					1				-	-		2	0
Overdose	1				1	1				-	-		3	0
Public Indecency										1	-		1	0
Search Warrant										-	-		-	-
Sex Offense All	1	1	1			2		1	1	-	1		8	1
Shoplifter	1	2	3	2	2	1	1		1	-	-	2	15	1
Solicitor Complaint				1		2		2	1	1	-		7	1
Stalking									1	-	-		1	0
Structure Fire			1	1						-	-		2	0
Suicide										-	-		-	-
Suicide Attempt	1						1			1	-		3	0
Suicide Threat	2		2	1		1	2	1	1	1	-	3	14	1
Theft In Progress										-	-		-	-
Theff Of Vehicle										-	-		-	-
Theft Report All	1	1	3	2	3	2	3	4		-	4	3	26	2
Vehicle Fire			1							-	-		1	0
Vehicle Taken Without Consent										-	1	1	2	0
Violation Order Of Protection										-	-		-	-
Wanted Subject										-	-	2	2	0
Total Crime Related Incidents	61	64	80	69	81	95	77	77	64	74	76	72	889	74
	Jan	Feb	March	April	May	June	July	Aug	Sept	Oct	Nov	Dec	Totals	
Traffic Related														0.00
Accident Hit & Run Property Damage	2	1	4	2	1	6	7	1	2	4	4	2	36	3.00
Accident Hit & Run Unknown Injuries										-	-		-	0.00
Accident Fatality							1			-	-		1	0.08
Accident Property Damage	25	22	16	15	45	29	30	32	27	34	33	26	334	27.83
Accident Squad Property Damage									1	-			1	0.08
Accident Unknown Injury	1		1	1			1	1		-	1	2	8	0.67
Accident With Injuries	5	6	3	1	3	6	5	5	7	4	5	1	51	4.25
Driving Complaint		1	5	4	4	8	5	6	7	4	3	2	49	4.08
Report Of DUI Driver	1		1	2	4	1	1		5	3	3	1	22	1.83
Report Of Reckless Driver	6	8	7	5	13	6	12	2	7	5	4	10	85	7.08
Traffic Altercation In Progress			1	1	1	1	1		1	1			7	0.58

LAKE COUNTY SHERIFF CRIME STATISTICS

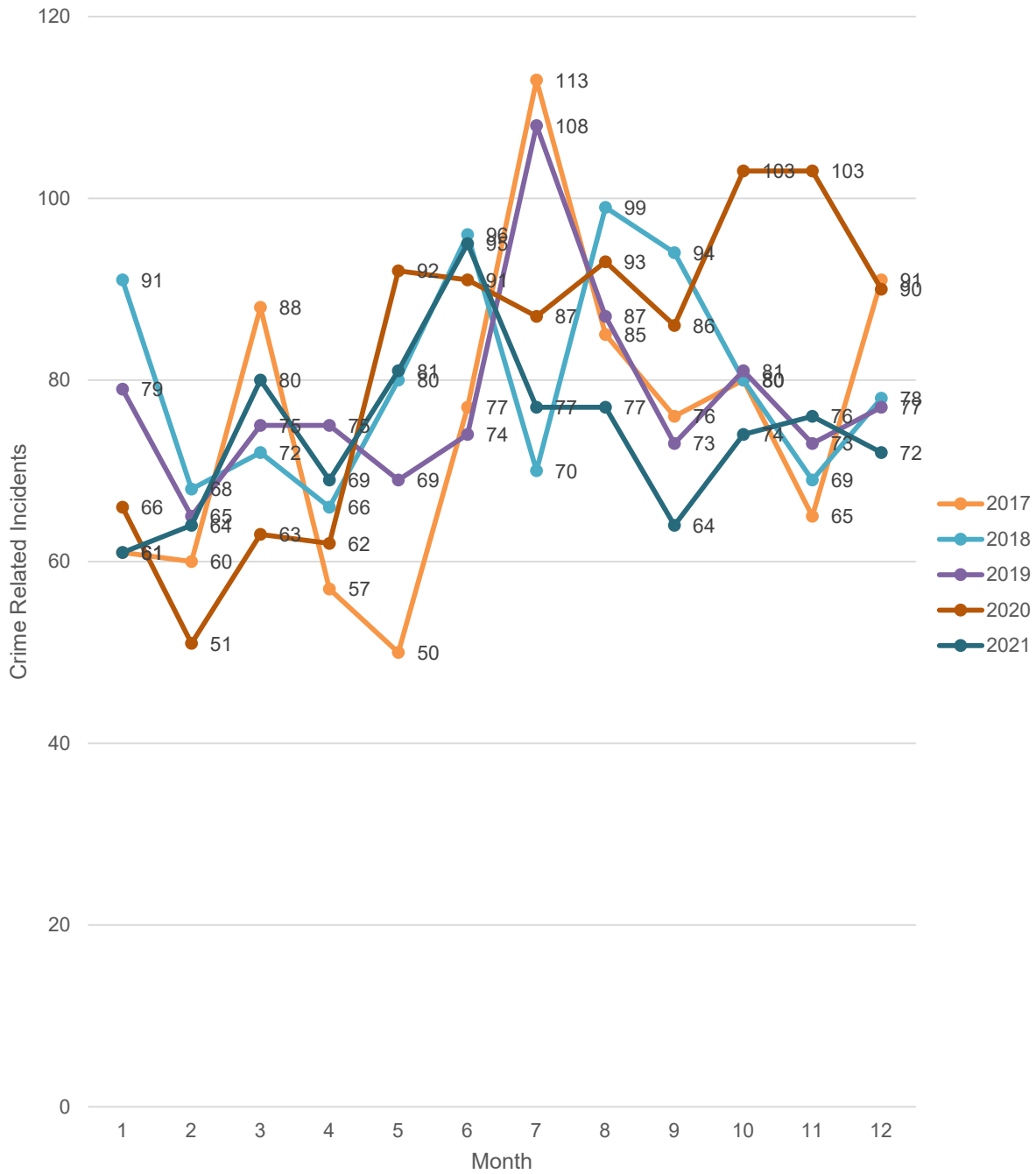
LONG GROVE, IL

Traffic Altercation Report			1	1	1	3	2			1	3		12	1.00
Traffic Control	3	3	2		2			3	5	7	21	4	50	4.17
Traffic Light Malfunction		1				1		2		-			4	0.33
Traffic Stop	27	13	19	12	6	11	10	11	4	10	14	7	144	12.00
Wrong Way Driver										-		1	1	0.08
Total Traffic Related Incidents	70	56	60	44	79	72	75	63	66	73	91	56	805	67.08
														0
	Jan	Feb	March	April	May	June	July	Aug	Sept	Oct	Nov	Dec	Totals	
Service Related (Page 1 of 2)														0
11-99 Abandoned Vehicles (All)				1		1	5	1			2		10	0.83
Accident Investigation Duties			1		1		1						3	0.25
Administrative Duties													-	0.00
Alcohol Compliance Check													-	0.00
Ambulance Only	41	44	29	25	37	36	44	79	39	41	36	57	508	42.33
Animal Bite													-	0.00
Animal Complaints	1	7	4	7	7	8	4	5	4	7	7	7	68	5.67
Assist Citizen	7	2	5	3	5	7	4	9	3	6	3	4	58	4.83
Assist Fire Rescue	9	8	11	10	16	16	13	16	15	10	7	11	142	11.83
Assist Other Agency (Not Police)	2					1	2	2	3	1		2	13	1.08
Assist Other Police Department	3		1			3	3	4	2	2	4	2	24	2.00
Assist w/Personal Property	1	2					5		2	1	4		15	1.25
Attempt to Locate	1		4	1	1	2	1	1	3				14	1.17
Backup Officer									1				1	0.08
Bar or Tavern Check													-	0.00
Building Check	18	15	15	12	10	13	7	4	8	9	3	11	125	10.42
Business Check	21	14	15	25	20	18	12	20	16	18	24	19	222	18.50
Call Created in Error	1												1	0.08
Canine Request			1			2					2	2	7	0.58
Canine Training													-	0.00
Check Well Being	3	3	2	2	5	3	2	4	9	4		1	38	3.17
Civil Paper Service	4	3	4	6		8	7	3	3	6	8		52	4.33
Civil Problem			2	1		1	1				1		6	0.50
Close Gate or Park													-	0.00
Community Policing Contract		1	2		3				2				8	0.67
Court									1				1	0.08
Coroner Duties													-	0.00
Custody Issues	1	1	1				1				1	2	7	0.58
Damage To Property (Not Criminal)		1	2	1		1		3		1			11	0.92
Disabled Occupied Vehicle	19	21	18	11	19	14	18	13	18		8	11	170	14.17
Disabled Squad			1						1	10			12	1.00
Disoriented Elderly	1	1			1		1		1	1		2	8	0.67
Dispute	1	1	1			1			1	2	2	2	11	0.92
DUI Detail													-	0.00
Duplicate Call	1	3	3	5	6		3	3	1	5	1	2	33	2.75
Escort							1						1	0.08
Eviction													-	0.00
Evidence Technician Duties	1		1	2	1					1	2	3	11	0.92
Extra Patrol Bar												1	1	0.08
Extra Patrol House	64	69	83	59	46	72	74	71	43	29	45	68	723	60.25
Extra Patrol Other	93	90	93	84	104	142	220	174	140	98	94	101	1,433	119.42
Extra Patrol School	35	37	44	45	47	31	49	43	40	70	62	45	548	45.67
Extra Patrol Subdivision	164	145	171	130	115	118	138	122	100	124	124	178	1,629	135.75
Follow Up (Any Investigation)	6	8	10	6	5	7	4	5	8	5	6	12	82	6.83
Foot Patrol	4	1	9	7	9	6	1			2			39	3.25
Hang Up or Open Line	7	3	4	4	8	1	3	6	3	12	6	11	68	5.67
House Watch/Check	35	9	41	31	12	14	16	17	18	29	24	54	300	25.00
Information for Patrol				2	2		2			4		4	14	1.17
Intoxicated Subject					1	2	1		1	1			6	0.50
Investigation (not internal)	1	2	1	2									6	0.50
Inured Subject					1								1	0.08
ISPERN Broadcast		1											1	0.08
JULIE Locate													-	0.00
Landlord Tenant Problem													-	0.00
Liquor License Check													-	0.00
Lockout	7	4	3	4	1	5	8	3	7	3	4	3	52	4.33
Long Grove District Coverage									1	2	1		4	0.33
Lost or Found Child													-	0.00
Lost Property Report		2	1		1	2	2	1	4			4	17	1.42
Meal Break		1		1	1								3	0.25
Meeting	1		1	1	1	1	1	1	1	1		1	10	0.83
Mental Problems				1	2	2	1	2	2	2			12	1.00
Mini Bike Complaint		1				1		1		1			4	0.33

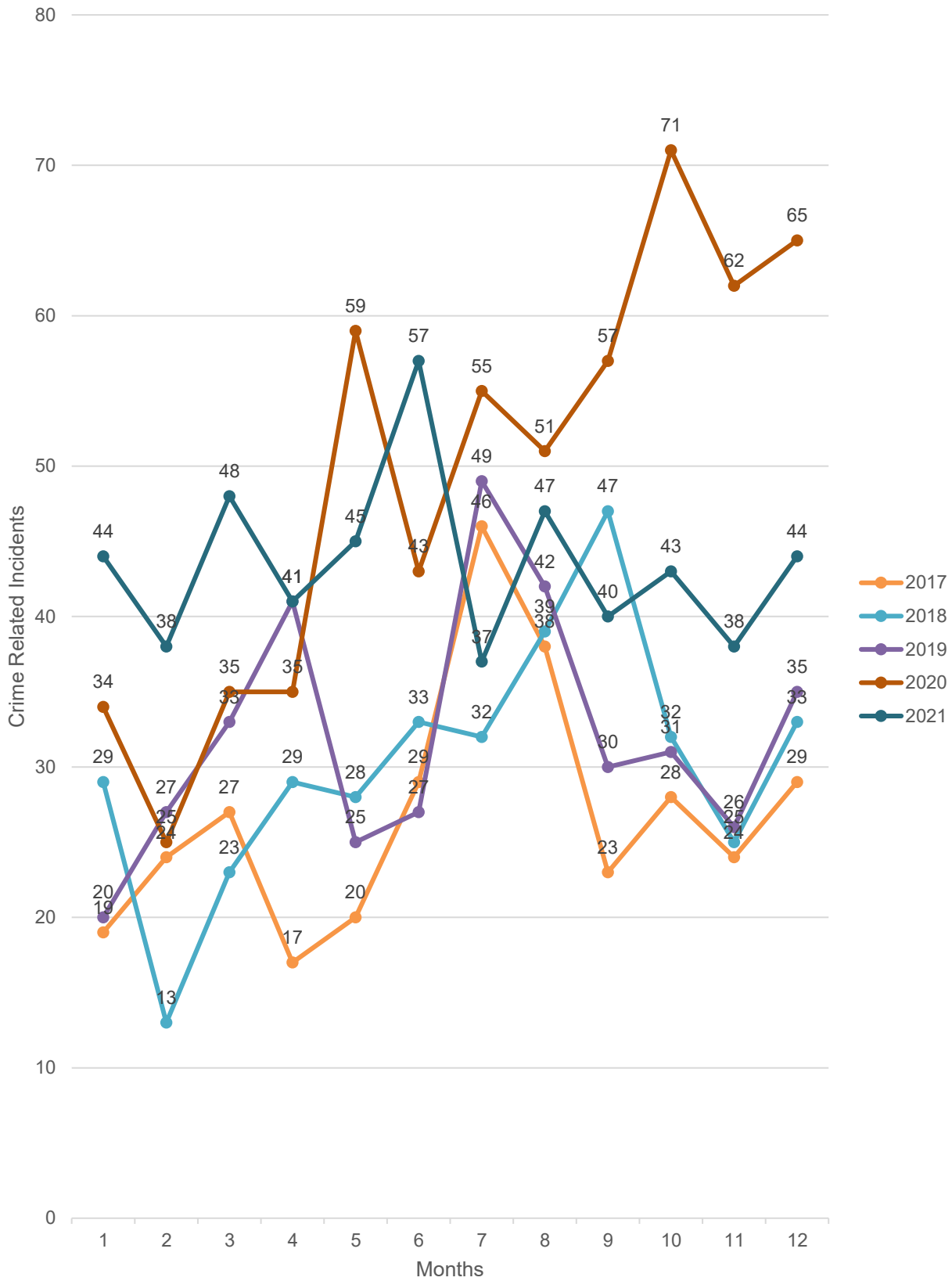
**LAKE COUNTY SHERIFF CRIME STATISTICS
LONG GROVE, IL**

Missing Adult					1	1							2	0.17
Missing Juvenile						1						1	2	0.17
Service Related (Page 2 of 2)														0.00
														0
	Jan	Feb	March	April	May	June	July	Aug	Sept	Oct	Nov	Dec	Totals	
Noise Complaint	1	1	1	2	3	5	4	8	4	2		2	33	3
Notification	1												1	0
Obtaining Warrant													-	-
On the Job Inquiry													-	-
Open Door or Window		1			1	1			1		2		6	1
Open Park or Gate													-	-
Order of Protection Service	1	3		7			3		2	2	1		19	2
Out of Car Unspecified									1				1	0
Other - All		1								1		3	5	0
Overnight Parking	1			1	2	3	3	2	2	2	1	1	18	2
Page Coronor													-	-
Page Other													-	-
Page Public Works	2			1	1	1							5	0
Park Check			2	3	1	2				2	7	6	23	2
Park Check Forest Preserve													-	-
Park Closing												13	13	1
Park Opening												17		
Parking Complaint	4	2	6	2	1	5	1	6		7	2	1	37	3
Person Down					1	1							2	0
Person Slumped					1								1	0
Prisoner Check							2	1	1	1			5	0
Radar Enforcement	23	13	20	17	9	5	10	8	5	21	33	4	168	14
Radio Problems													-	-
Railroad Gate Malfunction									1				1	0
Recovered Stolen Vehicle													-	-
Relocation						1				1			2	0
Report Writing	12	5	5	8	15	8	8	8	10	8	12	9	108	9
Repossession	1	2						1		1			5	0
Reserve Deputy Call Out													-	-
Reserve Deputy Detail													-	-
Road Hazard		1	5	1	8	5	8	8	6	2	3	5	52	4
School Check	5	7	5	4	2	3	3	1	2		2		34	3
Sector Patrol	43	40	46	66	54	57	33	28	34	41	29	34	505	42
Sex Offender Verification						1				1			2	0
Snowmobile complaint													-	-
Special Detail	3	3	1	3	9	22	2	3	19	2	3	3	73	6
Street Signs or Stop Sign Down or Damaged					1								1	0
Suspicious Article								1					1	0
Suspicious Circumstance	5	2	7	3	3	6	2	4	3	5	5	7	52	4
Suspicious Noises	1			2	1	1	1		2	2			10	1
Suspicious Person	3	5	5	4	4	4	7	4	10	5	5	4	60	5
Suspicious Vehicle	8	8	11	4	8	6	8	6	6	5	9	12	91	8
Tobacco Compliance Check											1		1	0
Test									1				1	0
Traffic Detail		3		1				2					6	1
Training				5	2		3		1	4	1	1	17	1
Transport Prisoner					1								1	0
Turned Over To	3		4	1		2	2	1	5	3	2	3	26	2
Unknown Prob						1			1				2	0
Unwanted Subject	1	1	2		2	1	2	2	3	1		2	17	1
Vehicle In Ditch	13	10	2				1		2			6	34	3
Vehicle Maintenance													-	-
VIN or Odometer Verification			2										2	0
Violation County Ordinance	1						2	4	1			1	9	1
Violation Village Ordinance							1						1	0
Warrant Service													-	-
Wires Down		1		1		1		4		1		2	10	1
Total Service Related Incidents	685	609	708	625	619	683	761	715	626	628	599	757	7,998	667
TOTAL INCIDENTS	816	729	848	738	779	850	913	855	756	775	766	885	9,692	808

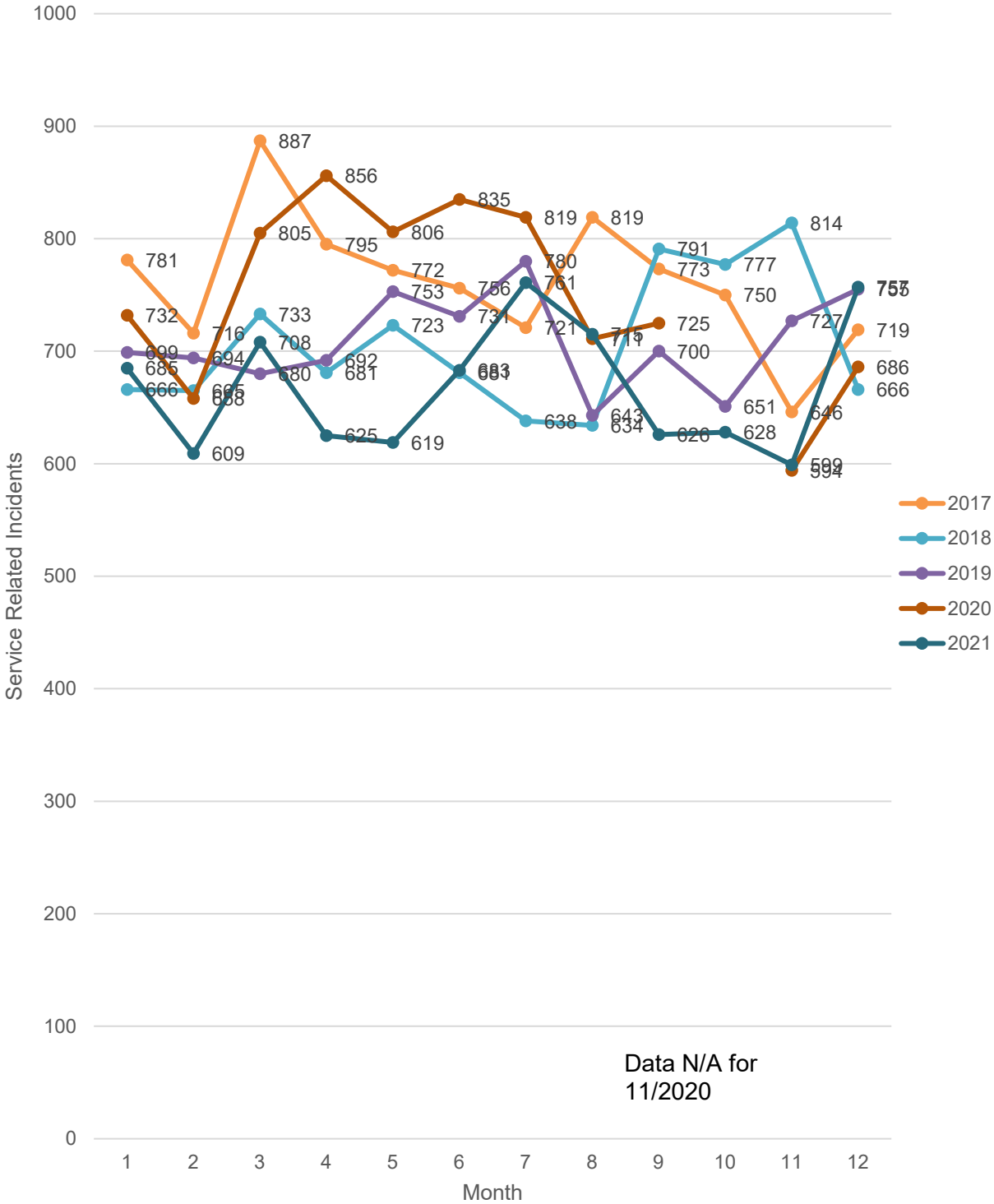
2017-2021 Crime Data and Trends



2017-2021 Crime Data and Trends (without Alarms)



2017-2021 Service Data and Trends



Data N/A for 11/2020

2017-2021 Traffic Data and Trends

