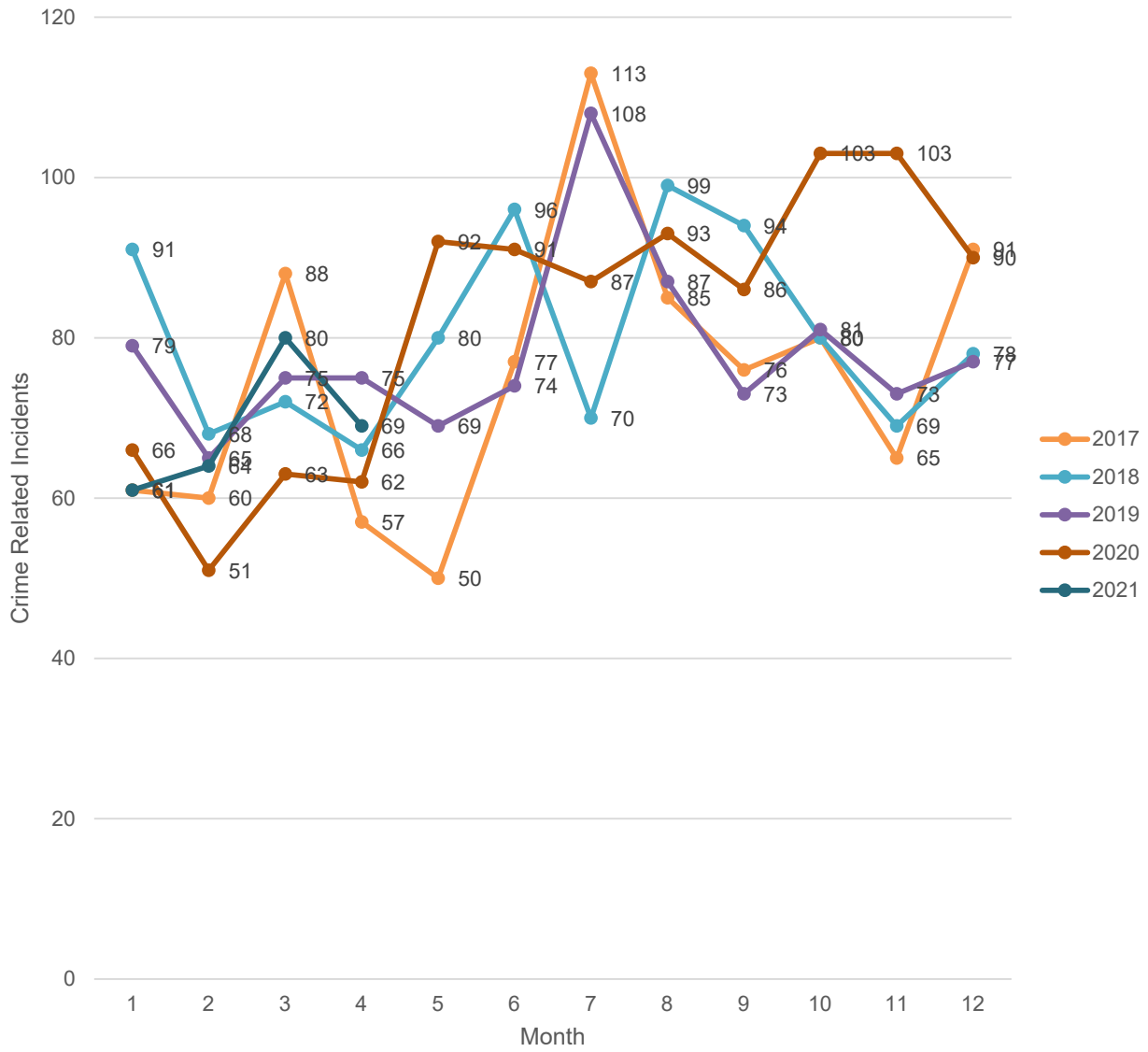


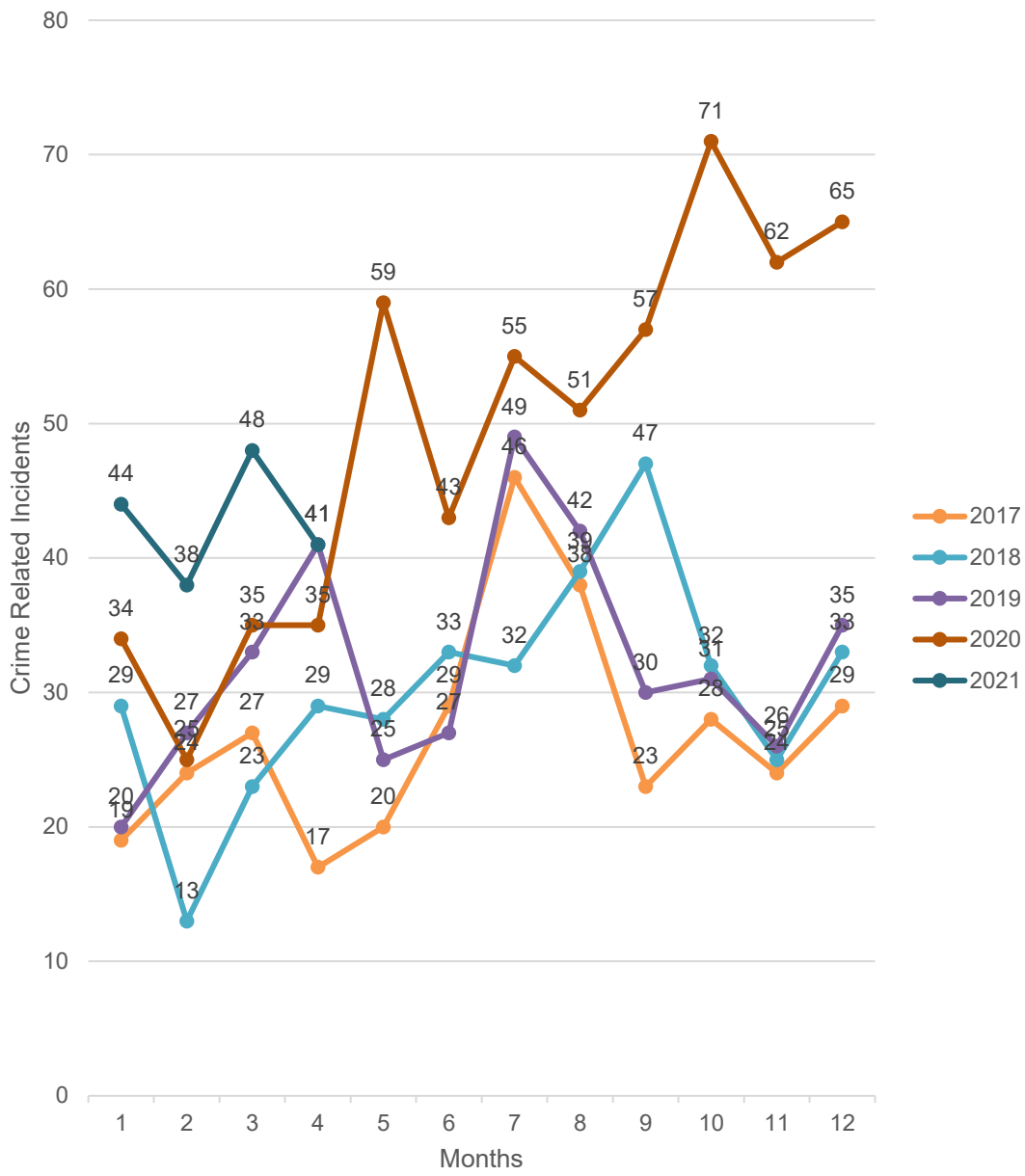
**LAKE COUNTY SHERIFF CRIME STATISTICS
LONG GROVE, IL**

	Jan	Feb	March	April	May	June	July	Aug	Sept	Oct	Nov	Dec	Totals	#VALUE!
Noise Complaint	1	1	1	2									5	1.3
Notification	1												1	0.3
Obtaining Warrant													-	-
On the Job Inquiry													-	-
Open Door or Window		1											1	0.3
Open Park or Gate													-	-
Order of Protection Service	1	3		7									11	2.8
Other - All		1											1	0.3
Overnight Parking	1			1									2	0.5
Page Coronor													-	-
Page Other													-	-
Page Public Works	2			1									3	0.8
Park Check			2	3									5	1.3
Park Check Forest Preserve													-	-
Park Closing													-	-
Parking Complaint	4	2	6	2									14	3.5
Person Down													-	-
Person Slumped													-	-
Prisoner Check													-	-
Radar Enforcement	23	13	20	17									73	18.3
Radio Problems													-	-
Recovered Stolen Vehicle													-	-
Relocation													-	-
Report Writing	12	5	5	8									30	7.5
Repossession	1	2											3	0.8
Reserve Deputy Call Out													-	-
Reserve Deputy Detail													-	-
Road Hazard		1	5	1									7	1.8
School Check	5	7	5	4									21	5.3
Sector Patrol	43	40	46	66									195	48.8
Sex Offender Verification													-	-
Snowmobile complaint													-	-
Special Detail	3	3	1	3									10	2.5
Street Signs or Stop Sign Down or Damaged													-	-
Suspicious Article													-	-
Suspicious Circumstance	5	2	7	3									17	4.3
Suspicious Noises	1			2									3	0.8
Suspicious Person	3	5	5	4									17	4.3
Suspicious Vehicle	8	8	11	4									31	7.8
Tobacco Compliance Check													-	-
Test													-	-
Traffic Detail		3		1									4	1.0
Training				5									5	1.3
Transport Prisoner													-	-
Turned Over To	3		4	1									8	2.0
Unknown Prob													-	-
Unwanted Subject	1	1	2										4	1.0
Vehicle In Ditch	13	10	2										25	6.3
Vehicle Maintenance													-	-
VIN or Odometer Verification			2										2	0.5
Violation County Ordinance	1												1	0.3
Violation Village Ordinance													-	-
Warrant Service													-	-
Wires Down		1		1									2	0.5
Total Service Related Incidents	685	609	708	625	-	-	-	-	-	-	-	-	2,627	656.8
TOTAL INCIDENTS	816	729	848	738	-	-	-	-	-	-	-	-	3,131	782.8

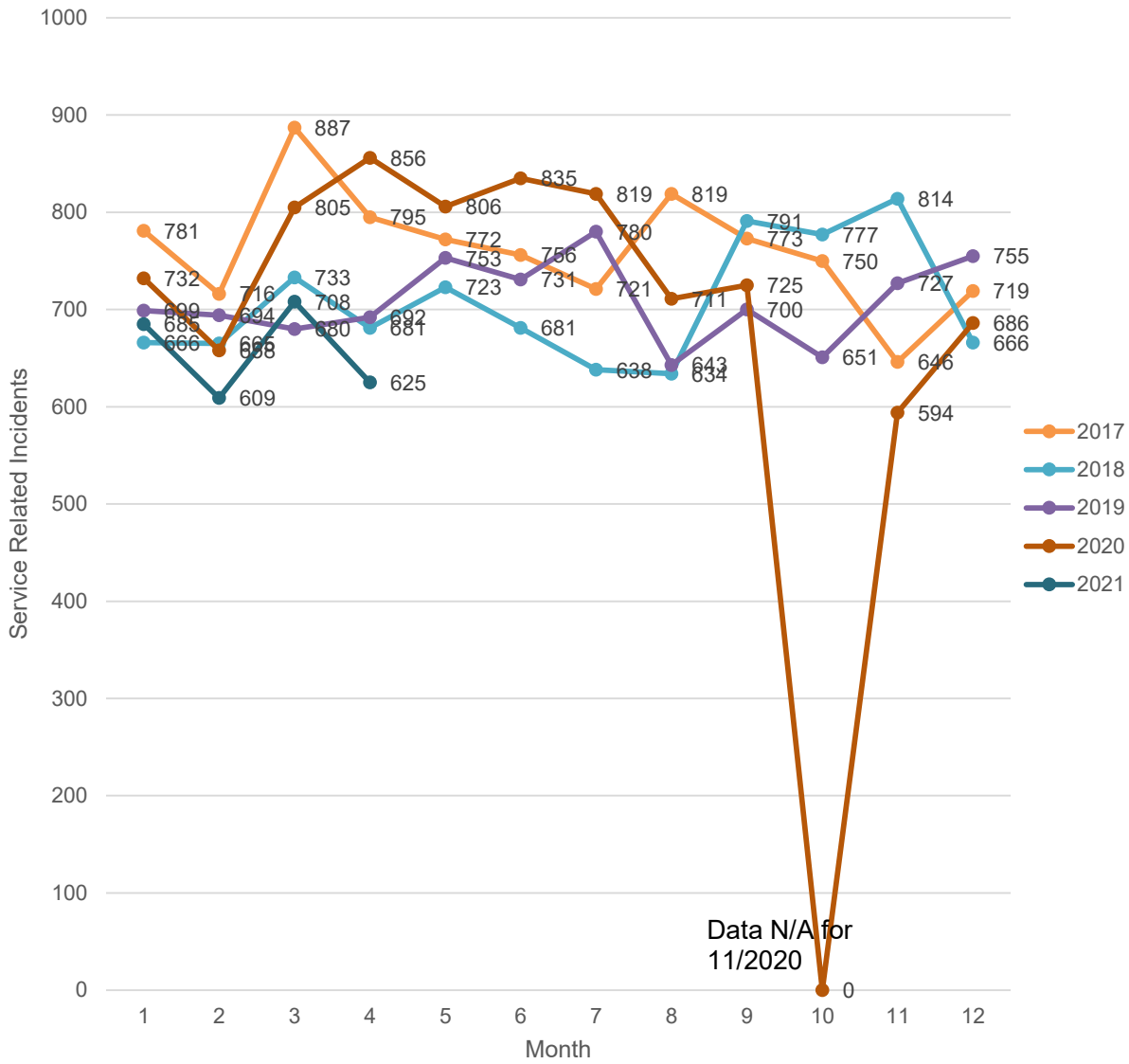
2017-2021 Crime Data and Trends



2017-2021 Crime Data and Trends (without Alarms)



2017-2021 Service Data and Trends



2017-2021 Traffic Data and Trends

