

**LAKE COUNTY SHERIFF CRIME STATISTICS**

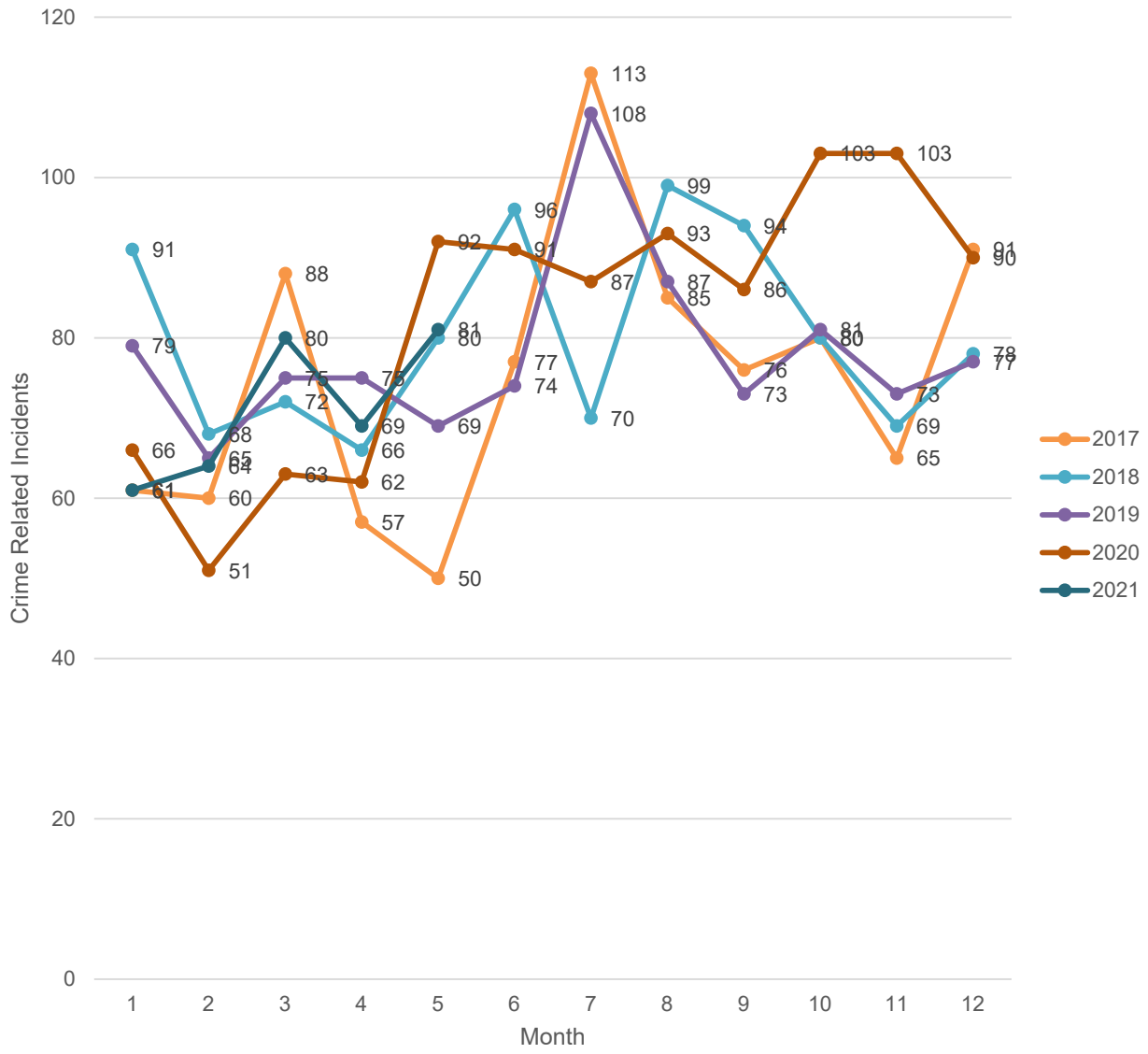
													Totals	Avg. Per Month
	Jan	Feb	March	April	May	June	July	Aug	Sept	Oct	Nov	Dec		
<b>Crime Related</b>														
Abuse Complaint (All)			1	2									3	0.6
Alarm (not bank)	17	26	32	28	36								139	27.8
Alarm Bank or ATM													-	-
Assault Report			1										1	0.2
Battery In Progress													-	-
Battery Report		1		2									3	0.6
Bomb Threat													-	-
Burglary Attempt Report			3		1								4	0.8
Burglary In Progress	1												1	0.2
Burglary Report (not to vehicle)				1	1								2	0.4
Burglary Vehicle Report	2				3								5	1.0
Criminal Damage To Property			1		2								3	0.6
Criminal Damage To Vehicle			1										1	0.2
Criminal Trespass (all)			1		4								5	1.0
Death Investigation	2	2		2	3								9	1.8
Distrubance In Progress		1			1								2	0.4
Disporderly Conduct													-	-
Domestic In Progress	4	5	5	5	5								24	4.8
Domestic Report	2												2	0.4
Dumping Complaint					1								1	0.2
Financial Crimes	20	14	7	4	4								49	9.8
Fire Response Only	4	11	15	11	12								53	10.6
Fireworks													-	-
Forgery													-	-
Found Property Report				1									1	0.2
Harassment All			1										1	0.2
Hazardous Situation	1			2	1								4	0.8
Hunting Complaint													-	-
Juvenile Complaint			1	3									4	0.8
Liquor Violation													-	-
Man with a Gun													-	-
Mischievous Conduct													-	-
Neighbor Problem				1	1								2	0.4
Narcotics Investigation	1												1	0.2
Overdose	1				1								2	0.4
Public Indecency													-	-
Search Warrant													-	-
Sex Offense All	1	1	1										3	0.6
Shoplifter	1	2	3	2	2								10	2.0
Solicitor Complaint				1									1	0.2
Structure Fire			1	1									2	0.4
Suicide													-	-
Suicide Attempt	1												1	0.2
Suicide Threat	2		2	1									5	1.0
Theft In Progress													-	-
Theff Of Vehicle													-	-
Theft Report All	1	1	3	2	3								10	2.0
Vehicle Fire			1										1	0.2
Vehicle Taken Without Consent													-	-
Violation Order Of Protection													-	-
Wanted Subject													-	-
<b>Total Crime Related Incidents</b>	<b>61</b>	<b>64</b>	<b>80</b>	<b>69</b>	<b>81</b>	<b>-</b>	<b>-</b>	<b>-</b>	<b>-</b>	<b>-</b>	<b>-</b>	<b>-</b>	<b>355</b>	<b>71.0</b>
	Jan	Feb	March	April	May	June	July	Aug	Sept	Oct	Nov	Dec	Totals	#VALUE!
<b>Traffic Related</b>														
Accident Hit & Run Property Damage	2	1	4	2	1								10	2.0
Accident Hit & Run Unknown Injuries													-	-
Accident Fatality													-	-
Accident Property Damage	25	22	16	15	45								123	24.6
Accident Squad Property Damage													-	-
Accident Unknown Injury	1		1	1									3	0.6
Accident With Injuries	5	6	3	1	3								18	3.6
Driving Complaint		1	5	4	4								14	2.8
Report Of DUI Driver	1		1	2	4								8	1.6
Report Of Reckless Driver	6	8	7	5	13								39	7.8
Traffic Altercation In Progress			1	1	1								3	0.6
Traffic Altercation Report		1	1	1									3	0.6
Traffic Control	3	3	2		2								10	2.0



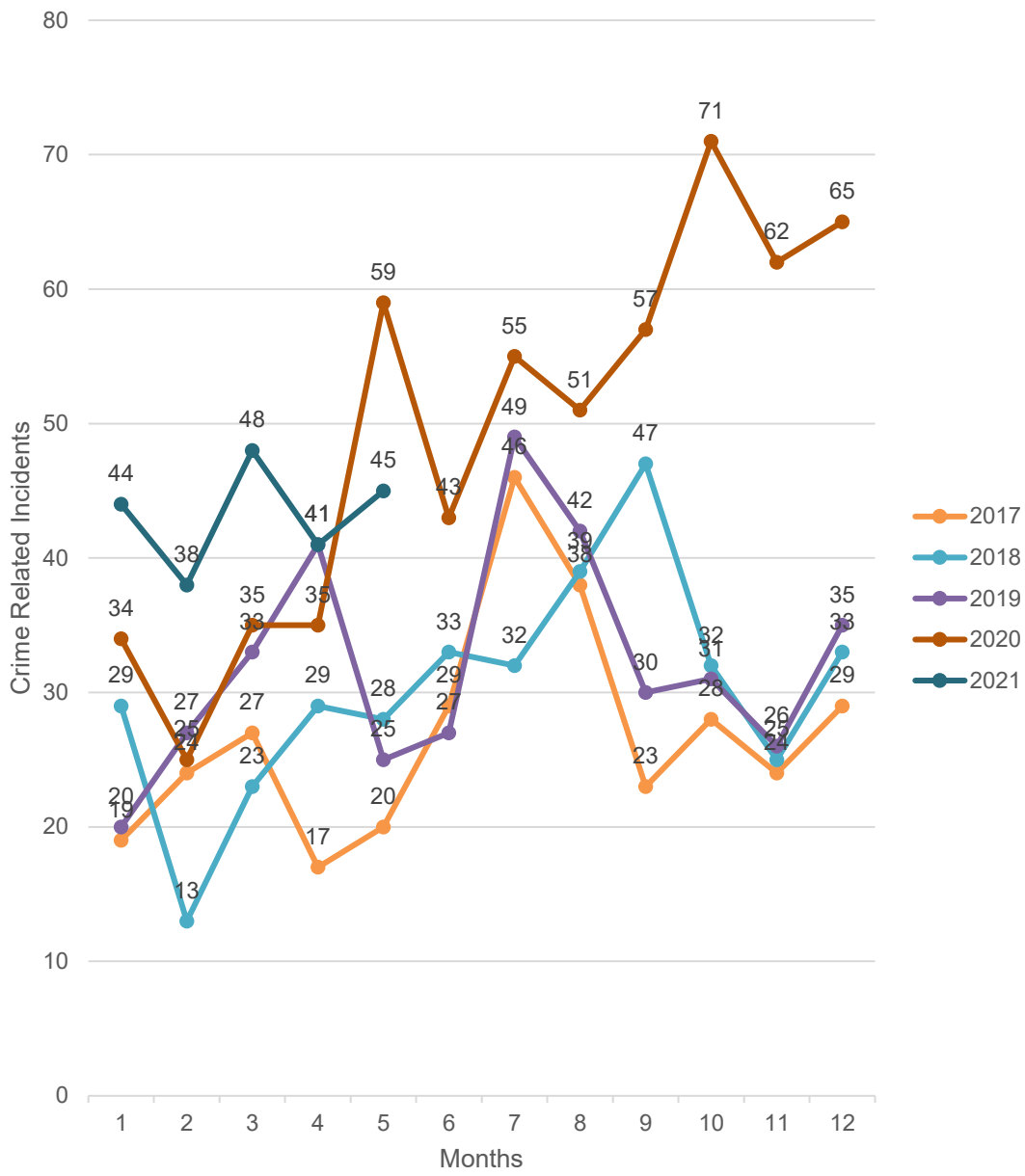
**LAKE COUNTY SHERIFF CRIME STATISTICS  
LONG GROVE, IL**

	Jan	Feb	March	April	May	June	July	Aug	Sept	Oct	Nov	Dec	Totals	#VALUE!
Noise Complaint	1	1	1	2	3								8	1.6
Notification	1												1	0.2
Obtaining Warrant													-	-
On the Job Inquiry													-	-
Open Door or Window		1			1								2	0.4
Open Park or Gate													-	-
Order of Protection Service	1	3		7									11	2.2
Other - All		1											1	0.2
Overnight Parking	1			1	2								4	0.8
Page Coronor													-	-
Page Other													-	-
Page Public Works	2			1	1								4	0.8
Park Check			2	3	1								6	1.2
Park Check Forest Preserve													-	-
Park Closing													-	-
Parking Complaint	4	2	6	2	1								15	3.0
Person Down					1								1	0.2
Person Slumped					1								1	0.2
Prisoner Check													-	-
Radar Enforcement	23	13	20	17	9								82	16.4
Radio Problems													-	-
Recovered Stolen Vehicle													-	-
Relocation													-	-
Report Writing	12	5	5	8	15								45	9.0
Repossession	1	2											3	0.6
Reserve Deputy Call Out													-	-
Reserve Deputy Detail													-	-
Road Hazard		1	5	1	8								15	3.0
School Check	5	7	5	4	2								23	4.6
Sector Patrol	43	40	46	66	54								249	49.8
Sex Offender Verification													-	-
Snowmobile complaint													-	-
Special Detail	3	3	1	3	9								19	3.8
Street Signs or Stop Sign Down or Damaged					1								1	0.2
Suspicious Article													-	-
Suspicious Circumstance	5	2	7	3	3								20	4.0
Suspicious Noises	1			2	1								4	0.8
Suspicious Person	3	5	5	4	4								21	4.2
Suspicious Vehicle	8	8	11	4	8								39	7.8
Tobacco Compliance Check													-	-
Test													-	-
Traffic Detail		3		1									4	0.8
Training				5	2								7	1.4
Transport Prisoner					1								1	0.2
Turned Over To	3		4	1									8	1.6
Unknown Prob													-	-
Unwanted Subject	1	1	2		2								6	1.2
Vehicle In Ditch	13	10	2										25	5.0
Vehicle Maintenance													-	-
VIN or Odometer Verification			2										2	0.4
Violation County Ordinance	1												1	0.2
Violation Village Ordinance													-	-
Warrant Service													-	-
Wires Down		1		1									2	0.4
<b>Total Service Related Incidents</b>	<b>685</b>	<b>609</b>	<b>708</b>	<b>625</b>	<b>619</b>	<b>-</b>	<b>-</b>	<b>-</b>	<b>-</b>	<b>-</b>	<b>-</b>	<b>-</b>	<b>3,246</b>	<b>649.2</b>
<b>TOTAL INCIDENTS</b>	<b>816</b>	<b>729</b>	<b>848</b>	<b>738</b>	<b>779</b>	<b>-</b>	<b>-</b>	<b>-</b>	<b>-</b>	<b>-</b>	<b>-</b>	<b>-</b>	<b>3,910</b>	<b>782.0</b>

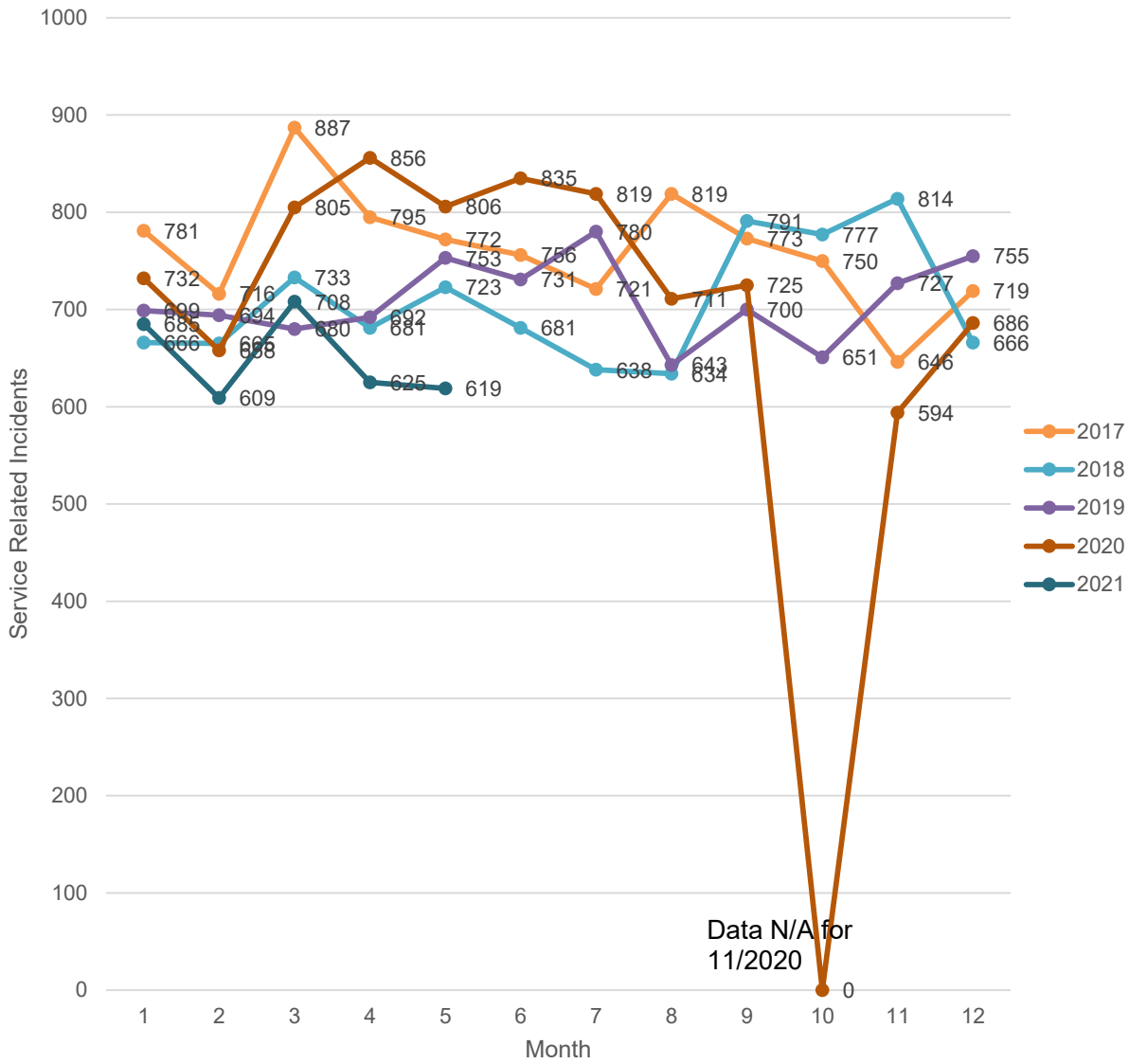
2017-2021 Crime Data and Trends



# 2017-2021 Crime Data and Trends (without Alarms)



## 2017-2021 Service Data and Trends



### 2017-2021 Traffic Data and Trends

