

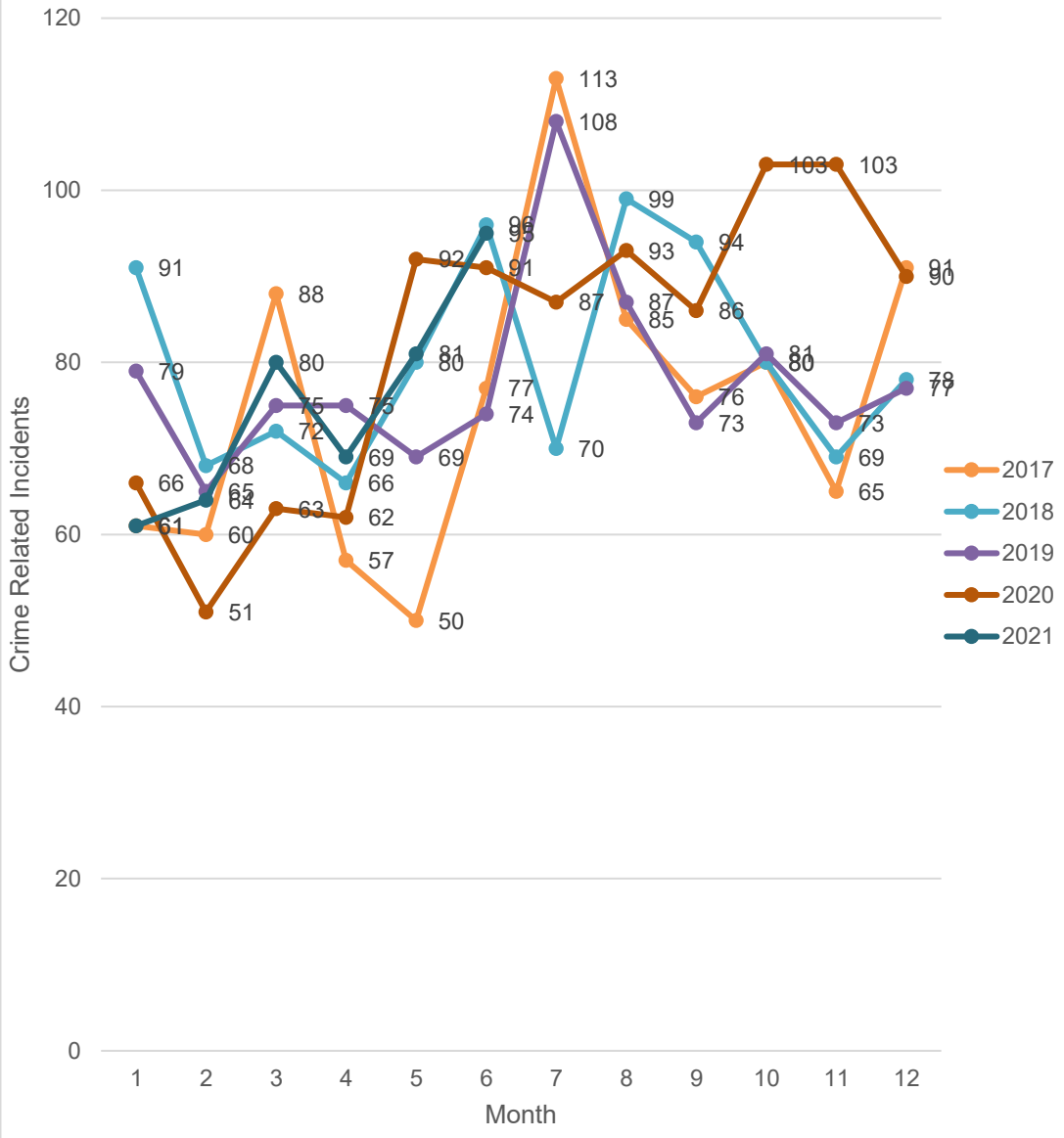
**LAKE COUNTY SHERIFF CRIME STATISTICS
LONG GROVE, IL**

													Totals	Avg. Per Month
	Jan	Feb	March	April	May	June	July	Aug	Sept	Oct	Nov	Dec		
Crime Related														
Abuse Complaint (All)			1	2									3	0.5
Alarm (not bank)	17	26	32	28	36	38							177	29.5
Alarm Bank or ATM													-	-
Assault Report			1										1	0.2
Battery In Progress													-	-
Battery Report		1		2									3	0.5
Bomb Threat													-	-
Burglary Attempt Report			3		1	2							6	1.0
Burglary In Progress	1												1	0.2
Burglary Report (not to vehicle)				1	1	1							3	0.5
Burglary Vehicle Report	2				3	4							9	1.5
Criminal Damage To Property			1		2	1							4	0.7
Criminal Damage To Vehicle			1										1	0.2
Criminal Trespass (all)			1		4	2							7	1.2
Death Investigation	2	2		2	3	2							11	1.8
Disturbance In Progress		1			1								2	0.3
Disorderly Conduct													-	-
Domestic In Progress	4	5	5	5	5	3							27	4.5
Domestic Report	2												2	0.3
Dumping Complaint					1	2							3	0.5
Financial Crimes	20	14	7	4	4	8							57	9.5
Fire Response Only	4	11	15	11	12	16							69	11.5
Fireworks													-	-
Forgery													-	-
Found Property Report				1		3							4	0.7
Harassment All			1										1	0.2
Hazardous Situation	1			2	1	1							5	0.8
Hunting Complaint													-	-
Juvenile Complaint			1	3		1							5	0.8
Liquor Violation													-	-
Man with a Gun													-	-
Mischievous Conduct													-	-
Neighbor Problem				1	1	1							3	0.5
Narcotics Investigation	1					1							2	0.3
Overdose	1				1	1							3	0.5
Public Indecency													-	-
Search Warrant													-	-
Sex Offense All	1	1	1			2							5	0.8
Shoplifter	1	2	3	2	2	1							11	1.8
Solicitor Complaint				1		2							3	0.5
Structure Fire			1	1									2	0.3
Suicide													-	-
Suicide Attempt	1												1	0.2
Suicide Threat	2		2	1		1							6	1.0
Theft In Progress													-	-
Theft Of Vehicle													-	-
Theft Report All	1	1	3	2	3	2							12	2.0
Vehicle Fire			1										1	0.2
Vehicle Taken Without Consent													-	-
Violation Order Of Protection													-	-
Wanted Subject													-	-
Total Crime Related Incidents	61	64	80	69	81	95	-	-	-	-	-	-	450	75.0

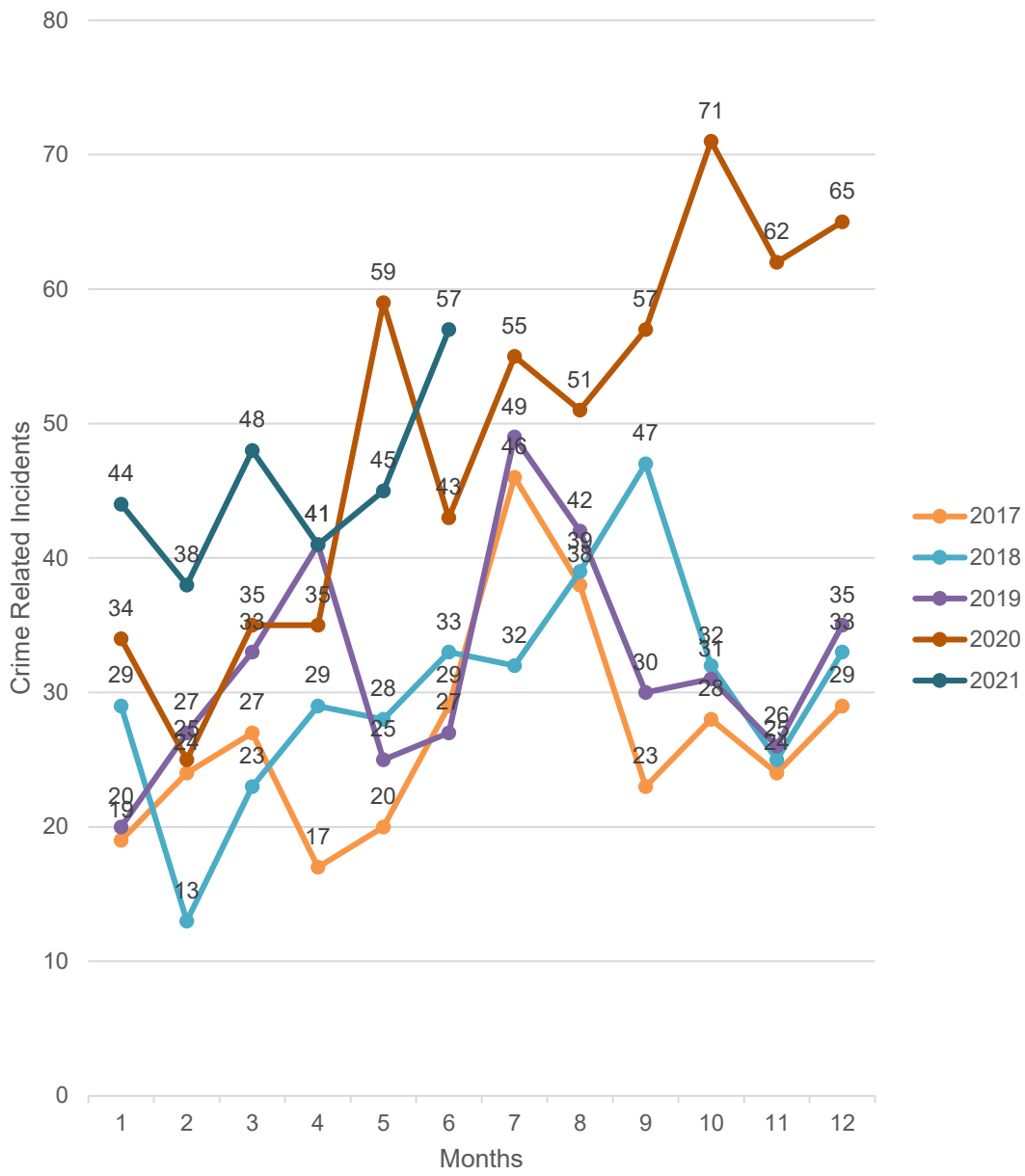
**LAKE COUNTY SHERIFF CRIME STATISTICS
LONG GROVE, IL**

Service Related (Page 2 of 2)															-
	Jan	Feb	March	April	May	June	July	Aug	Sept	Oct	Nov	Dec	Totals	#VALUE!	
Noise Complaint	1	1	1	2	3	5							13	2.2	
Notification	1												1	0.2	
Obtaining Warrant													-	-	
On the Job Inquiry													-	-	
Open Door or Window		1			1	1							3	0.5	
Open Park or Gate													-	-	
Order of Protection Service	1	3		7									11	1.8	
Other - All		1											1	0.2	
Overnight Parking	1			1	2	3							7	1.2	
Page Coronor													-	-	
Page Other													-	-	
Page Public Works	2			1	1	1							5	0.8	
Park Check			2	3	1	2							8	1.3	
Park Check Forest Preserve													-	-	
Park Closing													-	-	
Parking Complaint	4	2	6	2	1	5							20	3.3	
Person Down					1	1							2	0.3	
Person Slumped					1								1	0.2	
Prisoner Check													-	-	
Radar Enforcement	23	13	20	17	9	5							87	14.5	
Radio Problems													-	-	
Recovered Stolen Vehicle													-	-	
Relocation						1							1	0.2	
Report Writing	12	5	5	8	15	8							53	8.8	
Repossession	1	2											3	0.5	
Reserve Deputy Call Out													-	-	
Reserve Deputy Detail													-	-	
Road Hazard		1	5	1	8	5							20	3.3	
School Check	5	7	5	4	2	3							26	4.3	
Sector Patrol	43	40	46	66	54	57							306	51.0	
Sex Offender Verification						1							1	0.2	
Snowmobile complaint													-	-	
Special Detail	3	3	1	3	9	22							41	6.8	
Street Signs or Stop Sign Down or Damaged					1								1	0.2	
Suspicious Article													-	-	
Suspicious Circumstance	5	2	7	3	3	6							26	4.3	
Suspicious Noises	1			2	1	1							5	0.8	
Suspicious Person	3	5	5	4	4	4							25	4.2	
Suspicious Vehicle	8	8	11	4	8	6							45	7.5	
Tobacco Compliance Check													-	-	
Test													-	-	
Traffic Detail		3		1									4	0.7	
Training				5	2								7	1.2	
Transport Prisoner					1								1	0.2	
Turned Over To	3		4	1		2							10	1.7	
Unknown Prob						1							1	0.2	
Unwanted Subject	1	1	2		2	1							7	1.2	
Vehicle In Ditch	13	10	2										25	4.2	
Vehicle Maintenance													-	-	
VIN or Odometer Verification			2										2	0.3	
Violation County Ordinance	1												1	0.2	
Violation Village Ordinance													-	-	
Warrant Service													-	-	
Wires Down		1		1		1							3	0.5	
Total Service Related Incidents	685	609	708	625	619	683	-	-	-	-	-	-	3,929	654.8	
TOTAL INCIDENTS	816	729	848	738	779	850	-	-	-	-	-	-	4,760	793.3	

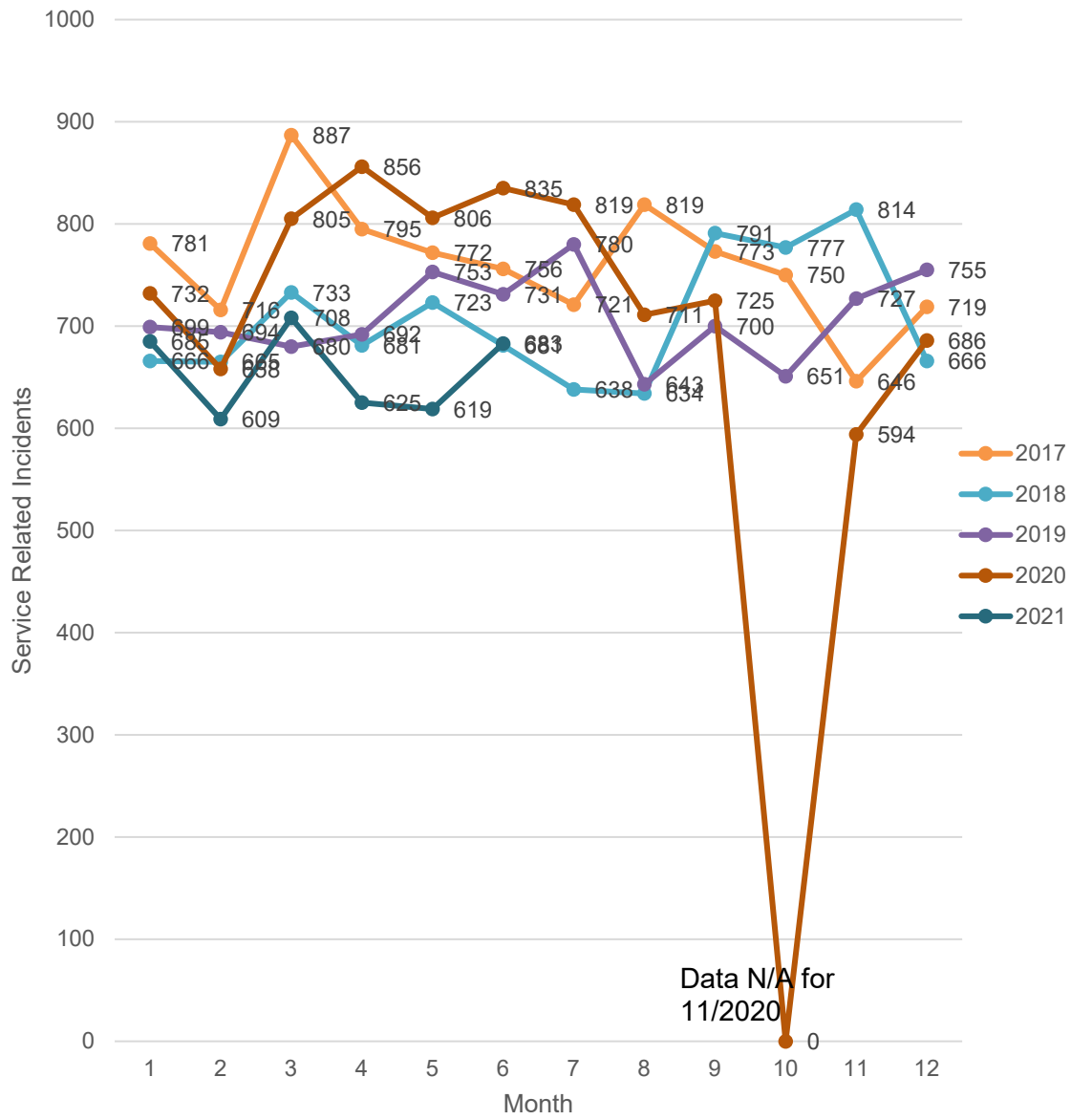
2017-2021 Crime Data and Trends



2017-2021 Crime Data and Trends (without Alarms)



2017-2021 Service Data and Trends



2017-2021 Traffic Data and Trends

