

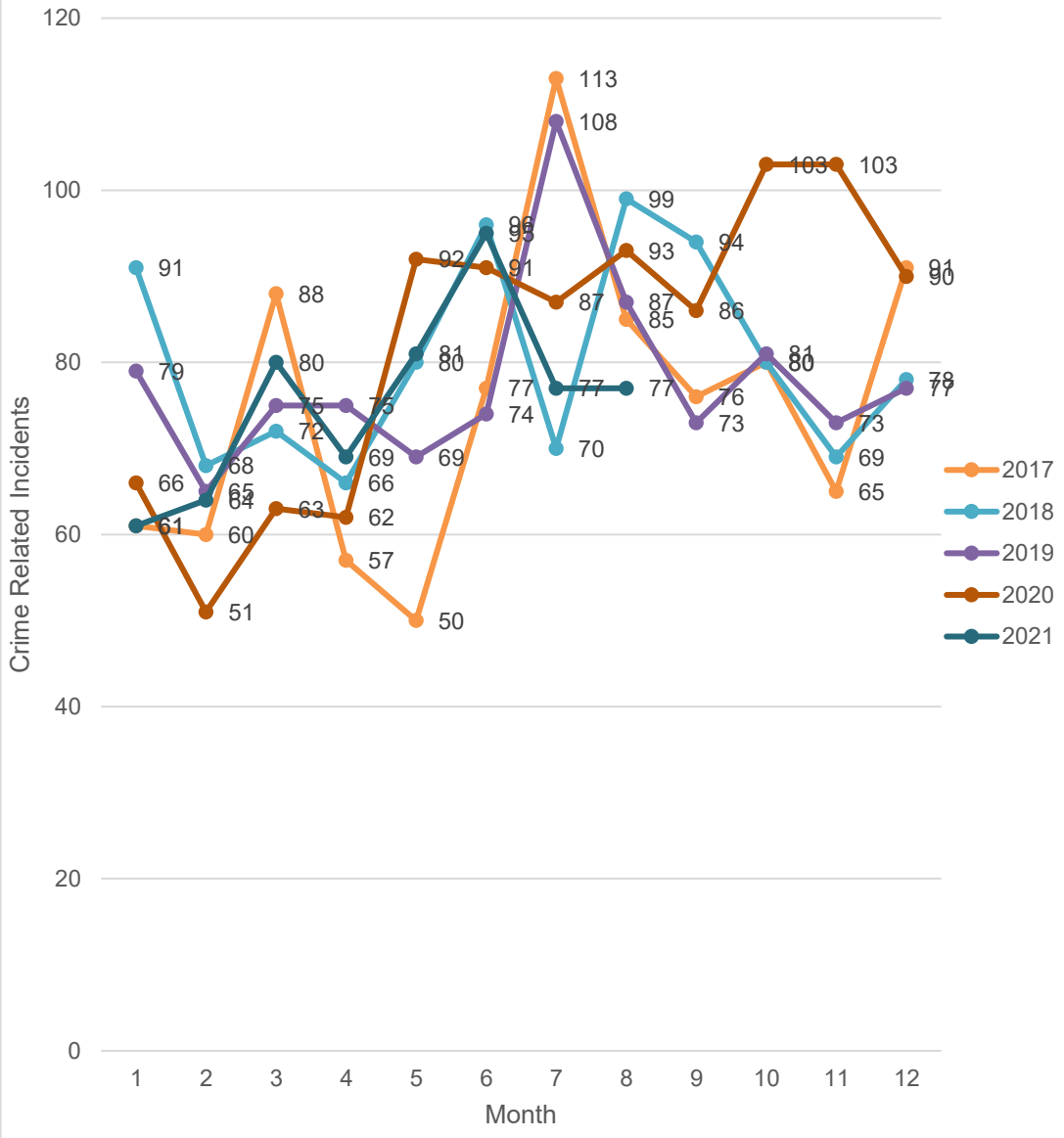
**LAKE COUNTY SHERIFF CRIME STATISTICS
LONG GROVE, IL**

													Totals	Avg. Per Month
	Jan	Feb	March	April	May	June	July	Aug	Sept	Oct	Nov	Dec		
Crime Related														
Abuse Complaint (All)			1	2									3	0.4
Alarm (not bank)	17	26	32	28	36	38	40	30					247	30.9
Alarm Bank or ATM													-	-
Assault Report			1					1					2	0.3
Battery In Progress													-	-
Battery Report		1		2			1						4	0.5
Bomb Threat													-	-
Burglary Attempt Report			3		1	2	1	3					10	1.3
Burglary In Progress	1												1	0.1
Burglary Report (not to vehicle)				1	1	1							3	0.4
Burglary Vehicle Report	2				3	4	1						10	1.3
Criminal Damage To Property			1		2	1		5					9	1.1
Criminal Damage To Vehicle			1										1	0.1
Criminal Trespass (all)			1		4	2		1					8	1.0
Death Investigation	2	2		2	3	2	3	1					15	1.9
Disturbance In Progress		1			1								2	0.3
Disorderly Conduct													-	-
Domestic In Progress	4	5	5	5	5	3	3	3					33	4.1
Domestic Report	2						2						4	0.5
Dumping Complaint					1	2							3	0.4
Financial Crimes	20	14	7	4	4	8	2	2					61	7.6
Fire Response Only	4	11	15	11	12	16	10	16					95	11.9
Fireworks													-	-
Forgery													-	-
Found Property Report				1		3	1	1					6	0.8
Harassment All			1				2						3	0.4
Hazardous Situation	1			2	1	1	1	2					8	1.0
Hunting Complaint													-	-
Juvenile Complaint			1	3		1	3	3					11	1.4
Liquor Violation													-	-
Man with a Gun													-	-
Mischivious Conduct													-	-
Neighbor Problem				1	1	1		1					4	0.5
Narcotics Investigation	1					1							2	0.3
Overdose	1				1	1							3	0.4
Public Indecency													-	-
Search Warrant													-	-
Sex Offense All	1	1	1			2		1					6	0.8
Shoplifter	1	2	3	2	2	1	1						12	1.5
Solicitor Complaint				1		2		2					5	0.6
Structure Fire			1	1									2	0.3
Suicide													-	-
Suicide Attempt	1						1						2	0.3
Suicide Threat	2		2	1		1	2	1					9	1.1
Theft In Progress													-	-
Theft Of Vehicle													-	-
Theft Report All	1	1	3	2	3	2	3	4					19	2.4
Vehicle Fire			1										1	0.1
Vehicle Taken Without Consent													-	-
Violation Order Of Protection													-	-
Wanted Subject													-	-
Total Crime Related Incidents	61	64	80	69	81	95	77	77	-	-	-	-	604	75.5

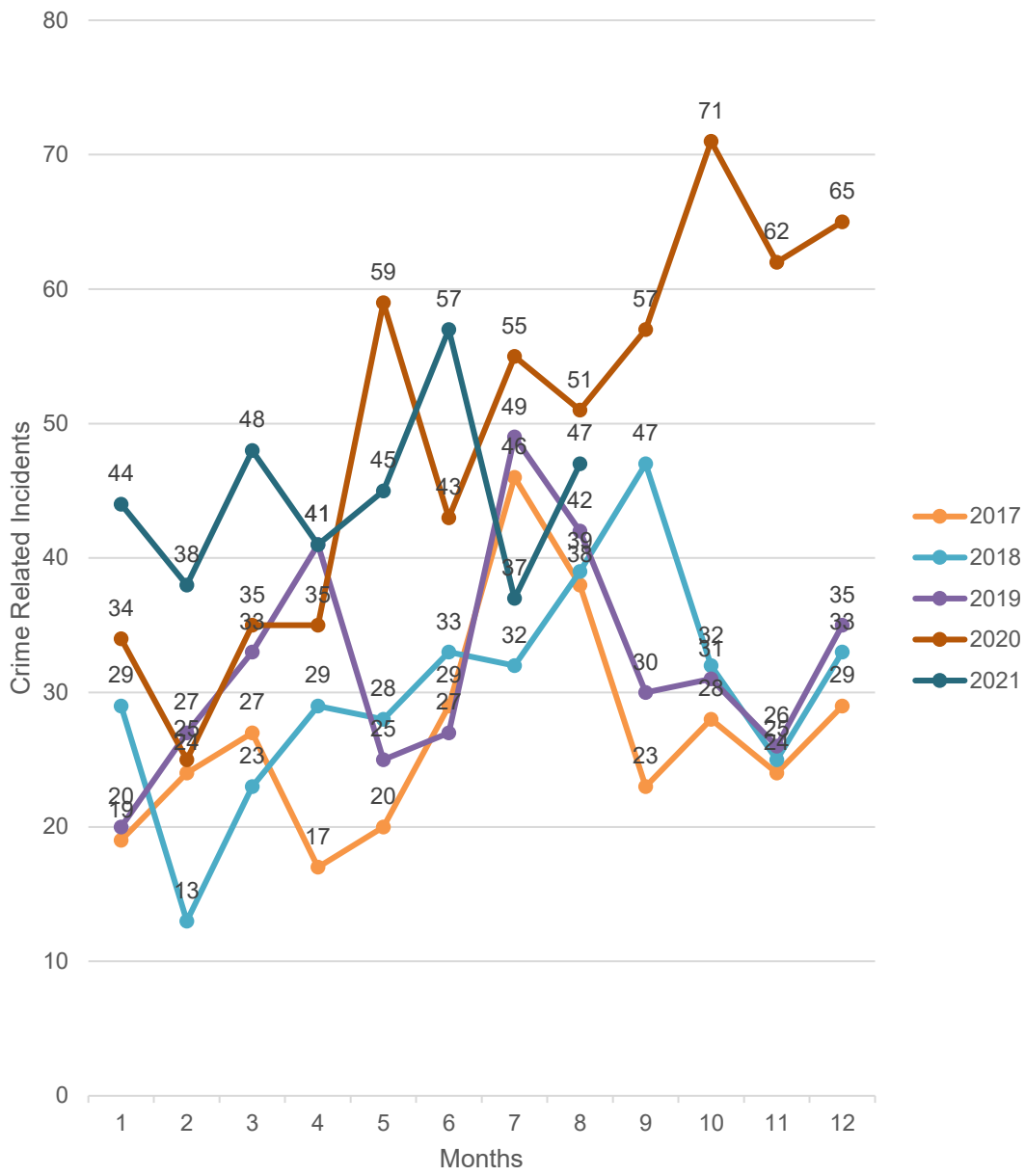
**LAKE COUNTY SHERIFF CRIME STATISTICS
LONG GROVE, IL**

Service Related (Page 2 of 2)														-
	Jan	Feb	March	April	May	June	July	Aug	Sept	Oct	Nov	Dec	Totals	#VALUE!
Noise Complaint	1	1	1	2	3	5	4	8					25	3.1
Notification	1												1	0.1
Obtaining Warrant													-	-
On the Job Inquiry													-	-
Open Door or Window		1			1	1							3	0.4
Open Park or Gate													-	-
Order of Protection Service	1	3		7			3						14	1.8
Other - All		1											1	0.1
Overnight Parking	1			1	2	3	3	2					12	1.5
Page Coronor													-	-
Page Other													-	-
Page Public Works	2			1	1	1							5	0.6
Park Check			2	3	1	2							8	1.0
Park Check Forest Preserve													-	-
Park Closing													-	-
Parking Complaint	4	2	6	2	1	5	1	6					27	3.4
Person Down					1	1							2	0.3
Person Slumped					1								1	0.1
Prisoner Check							2	1					3	0.4
Radar Enforcement	23	13	20	17	9	5	10	8					105	13.1
Radio Problems													-	-
Recovered Stolen Vehicle													-	-
Relocation						1							1	0.1
Report Writing	12	5	5	8	15	8	8	8					69	8.6
Repossession	1	2						1					4	0.5
Reserve Deputy Call Out													-	-
Reserve Deputy Detail													-	-
Road Hazard		1	5	1	8	5	8	8					36	4.5
School Check	5	7	5	4	2	3	3	1					30	3.8
Sector Patrol	43	40	46	66	54	57	33	28					367	45.9
Sex Offender Verification						1							1	0.1
Snowmobile complaint													-	-
Special Detail	3	3	1	3	9	22	2	3					46	5.8
Street Signs or Stop Sign Down or Damaged					1								1	0.1
Suspicious Article								1					1	0.1
Suspicious Circumstance	5	2	7	3	3	6	2	4					32	4.0
Suspicious Noises	1			2	1	1	1						6	0.8
Suspicious Person	3	5	5	4	4	4	7	4					36	4.5
Suspicious Vehicle	8	8	11	4	8	6	8	6					59	7.4
Tobacco Compliance Check													-	-
Test													-	-
Traffic Detail		3		1				2					6	0.8
Training				5	2		3						10	1.3
Transport Prisoner					1								1	0.1
Turned Over To	3		4	1		2	2	1					13	1.6
Unknown Prob						1							1	0.1
Unwanted Subject	1	1	2		2	1	2	2					11	1.4
Vehicle In Ditch	13	10	2				1						26	3.3
Vehicle Maintenance													-	-
VIN or Odometer Verification			2										2	0.3
Violation County Ordinance	1						2	4					7	0.9
Violation Village Ordinance							1						1	0.1
Warrant Service													-	-
Wires Down		1		1		1		4					7	0.9
Total Service Related Incidents	685	609	708	625	619	683	761	715	-	-	-	-	5,405	675.6
TOTAL INCIDENTS	816	729	848	738	779	850	913	855	-	-	-	-	6,528	816.0

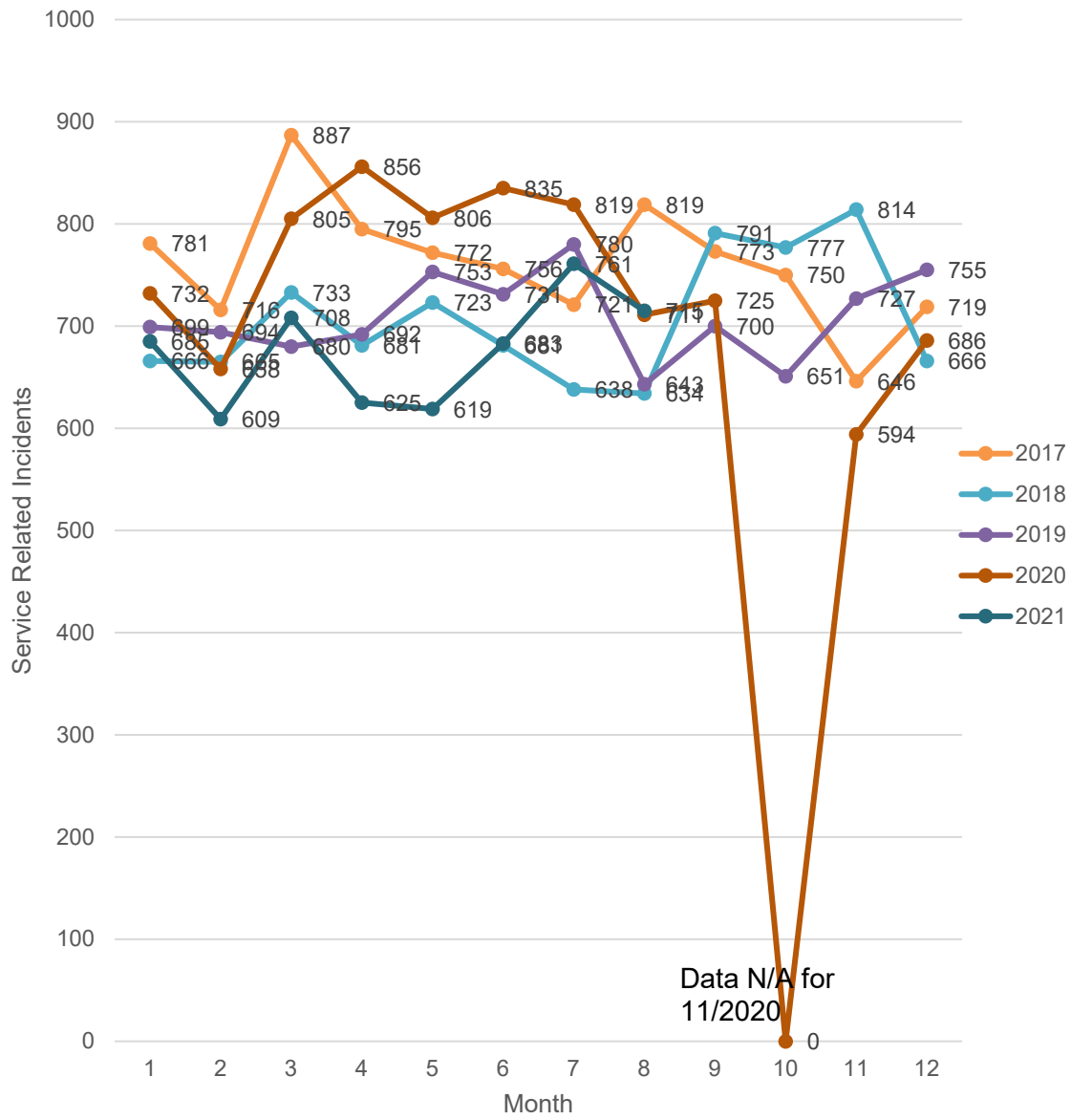
2017-2021 Crime Data and Trends



2017-2021 Crime Data and Trends (without Alarms)



2017-2021 Service Data and Trends



2017-2021 Traffic Data and Trends

