

**LAKE COUNTY SHERIFF CRIME STATISTICS
LONG GROVE, IL**

													Totals	Avg. Per Month	
	Jan	Feb	March	April	May	June	July	Aug	Sept	Oct	Nov	Dec			
Crime Related															
Abuse Complaint (All)			1	2					1	-	-			4	0
Alarm (not bank)	17	26	32	28	36	38	40	30	24	31	38			340	34
Alarm Bank or ATM									1	-	-			1	0.1
Assault Report			1					1		-	-			2	0.2
Battery In Progress										-	-			-	0
Battery Report		1		2			1		1	3	-			8	0.8
Bomb Threat										-	-			-	0
Burglary Attempt Report			3		1	2	1	3	3	1	-			14	1.4
Burglary In Progress	1									-	-			1	0.1
Burglary Report (not to vehicle)				1	1	1				1	2			6	0.6
Burglary Vehicle Report	2				3	4	1			2	1			13	1.3
Criminal Damage To Property			1		2	1		5	2	1	1			13	1.3
Criminal Damage To Vehicle			1							-	-			1	0.1
Criminal Trespass (all)			1		4	2		1		-	-			8	0.8
Death Investigation	2	2		2	3	2	3	1	1	2	-			18	1.8
Distrubance In Progress		1			1					-	-			2	0.2
Disporderly Conduct										-	-			-	0
Domestic In Progress	4	5	5	5	5	3	3	3	3	2	4			42	4.2
Domestic Report	2						2		1	1	-			6	0.6
Dumping Complaint					1	2				-	-			3	0.3
Financial Crimes	20	14	7	4	4	8	2	2	6	2	4			73	7.3
Fire Response Only	4	11	15	11	12	16	10	16	5	15	13			128	12.8
Fireworks									1	1	-			2	0.2
Forgery										-	-			-	0
Found Property Report				1		3	1	1	3	2	4			15	1.5
Harassment All			1					2	2	-	-			5	0.5
Hazardous Situation	1			2	1	1	1	2	2	3	1			14	1.4
Hunting Complaint										-	-			-	0
Juvenile Complaint			1	3		1	3	3	1	2	-			14	1.4
Liquor Violation										-	-			-	0
Kidnapping or Abduction											1			-	0
Man with a Gun										-	-			-	0
Mischievous Conduct										-	-			-	0
Neighbor Problem				1	1	1		1	2	1	1			8	0.8
Narcotics Investigation	1					1				-	-			2	0.2
Overdose	1				1	1				-	-			3	0.3
Public Indecency										1	-			1	0.1
Search Warrant										-	-			-	0
Sex Offense All	1	1	1			2		1	1	-	1			8	0.8
Shoplifter	1	2	3	2	2	1	1		1	-	-			13	1.3
Solicitor Complaint				1		2		2	1	1	-			7	0.7
Stalking									1	-	-			1	0.1
Structure Fire			1	1						-	-			2	0.2
Suicide										-	-			-	0
Suicide Attempt	1						1			1	-			3	0.3
Suicide Threat	2		2	1		1	2	1	1	1	-			11	1.1
Theft In Progress										-	-			-	0
Theff Of Vehicle										-	-			-	0
Theft Report All	1	1	3	2	3	2	3	4		-	4			23	2.3
Vehicle Fire			1							-	-			1	0.1
Vehicle Taken Without Consent										-	1			1	0.1
Violation Order Of Protection										-	-			-	0
Wanted Subject										-	-			-	0
Total Crime Related Incidents	61	64	80	69	81	95	77	77	64	74	76	-	817	81.7	

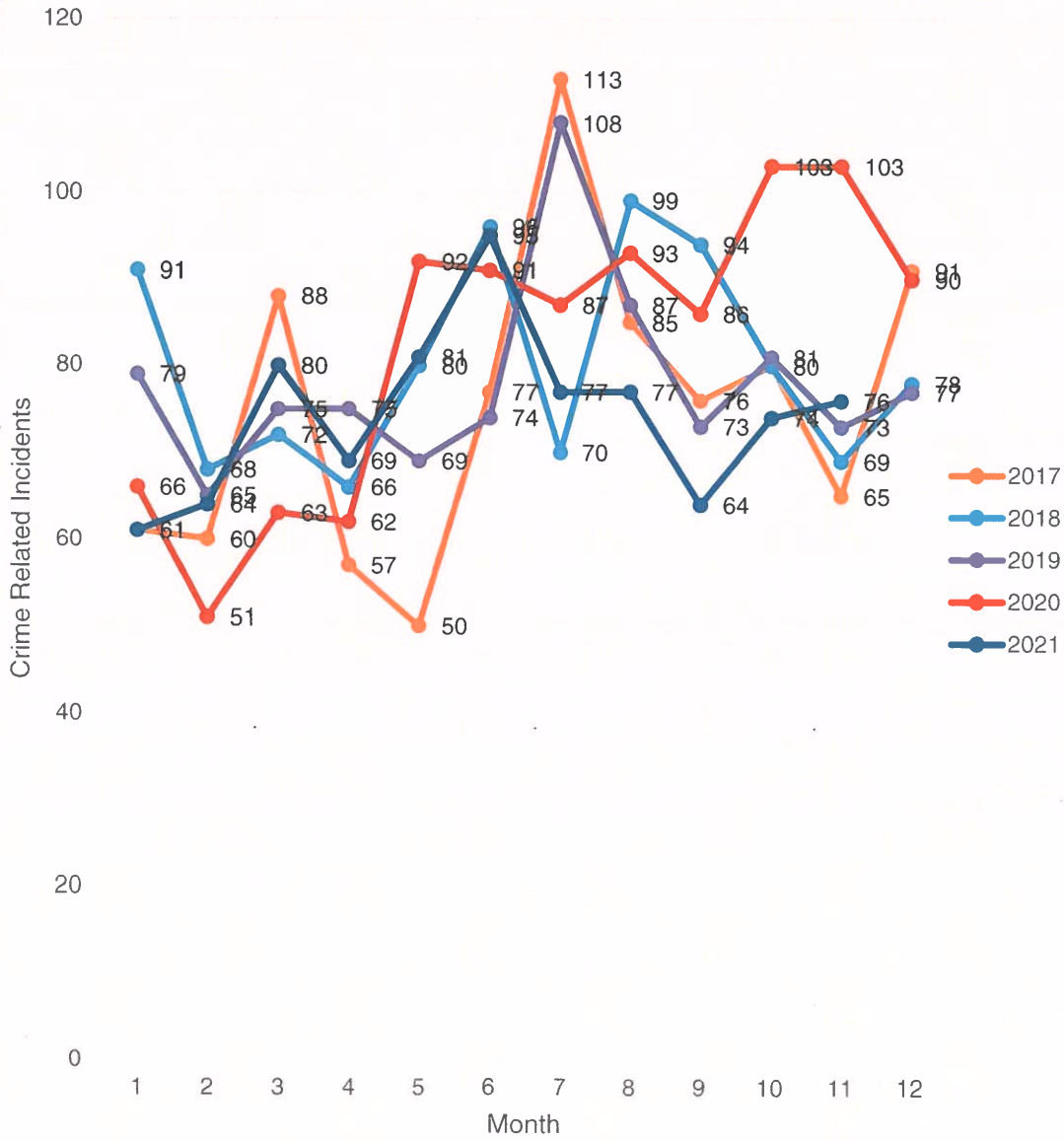
**LAKE COUNTY SHERIFF CRIME STATISTICS
LONG GROVE, IL**

	Jan	Feb	March	April	May	June	July	Aug	Sept	Oct	Nov	Dec	Totals	
Traffic Related														0
Accident Hit & Run Property Damage	2	1	4	2	1	6	7	1	2	4	4		34	3.4
Accident Hit & Run Unknown Injuries										-	-		-	0
Accident Fatality							1			-	-		1	0.1
Accident Property Damage	25	22	16	15	45	29	30	32	27	34	33		308	30.8
Accident Squad Property Damage									1	-			1	0.1
Accident Unknown Injury	1		1	1			1	1		-	1		6	0.6
Accident With Injuries	5	6	3	1	3	6	5	5	7	4	5		50	5
Driving Complaint		1	5	4	4	8	5	6	7	4	3		47	4.7
Report Of DUI Driver	1		1	2	4	1	1		5	3	3		21	2.1
Report Of Reckless Driver	6	8	7	5	13	6	12	2	7	5	4		75	7.5
Traffic Altercation In Progress			1	1	1	1	1		1	1			7	0.7
Traffic Altercation Report		1	1	1		3	2			1	3		12	1.2
Traffic Control	3	3	2		2			3	5	7	21		46	4.6
Traffic Light Malfunction		1				1		2		-			4	0.4
Traffic Stop	27	13	19	12	6	11	10	11	4	10	14		137	13.7
Wrong Way Driver										-			-	0

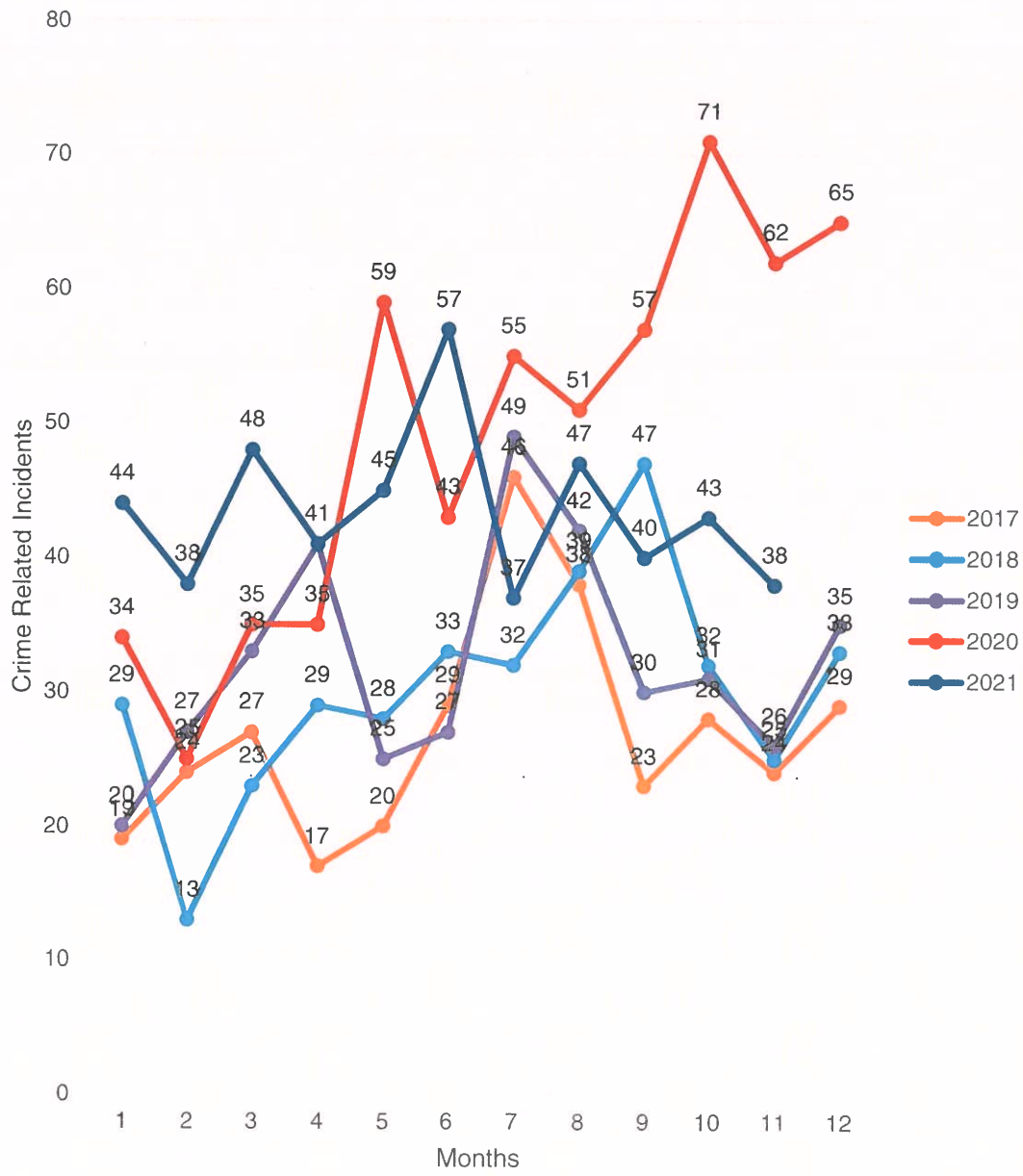
**LAKE COUNTY SHERIFF CRIME STATISTICS
LONG GROVE, IL**

Service Related (Page 2 of 2)														
	Jan	Feb	March	April	May	June	July	Aug	Sept	Oct	Nov	Dec	Totals	
Noise Complaint	1	1	1	2	3	5	4	8	4	2			31	3
Notification	1												1	0
Obtaining Warrant													-	-
On the Job Inquiry													-	-
Open Door or Window		1			1	1			1		2		6	1
Open Park or Gate													-	-
Order of Protection Service	1	3		7			3		2	2	1		19	2
Out of Car Unspecified									1				1	0
Other - All		1								1			2	0
Overnight Parking	1			1	2	3	3	2	2	2	1		17	2
Page Coronor													-	-
Page Other													-	-
Page Public Works	2			1	1	1							5	0
Park Check			2	3	1	2				2	7		17	2
Park Check Forest Preserve													-	-
Park Closing													-	-
Parking Complaint	4	2	6	2	1	5	1	6		7	2		36	3
Person Down					1	1							2	0
Person Slumped					1								1	0
Prisoner Check							2	1	1	1			5	0
Radar Enforcement	23	13	20	17	9	5	10	8	5	21	33		164	15
Radio Problems													-	-
Railroad Gate Malfunction									1				1	0
Recovered Stolen Vehicle													-	-
Relocation						1				1			2	0
Report Writing	12	5	5	8	15	8	8	8	10	8	12		99	9
Repossession	1	2						1		1			5	0
Reserve Deputy Call Out													-	-
Reserve Deputy Detail													-	-
Road Hazard		1	5	1	8	5	8	8	6	2	3		47	4
School Check	5	7	5	4	2	3	3	1	2		2		34	3
Sector Patrol	43	40	46	66	54	57	33	28	34	41	29		471	43
Sex Offender Verification						1				1			2	0
Snowmobile complaint													-	-
Special Detail	3	3	1	3	9	22	2	3	19	2	3		70	6
Street Signs or Stop Sign Down or Damaged					1								1	0
Suspicious Article								1					1	0
Suspicious Circumstance	5	2	7	3	3	6	2	4	3	5	5		45	4
Suspicious Noises	1			2	1	1	1		2	2			10	1
Suspicious Person	3	5	5	4	4	4	7	4	10	5	5		56	5
Suspicious Vehicle	8	8	11	4	8	6	8	6	6	5	9		79	7
Tobacco Compliance Check											1		1	0
Test									1				1	0
Traffic Detail		3		1				2					6	1
Training				5	2		3		1	4	1		16	1
Transport Prisoner					1								1	0
Turned Over To	3		4	1		2	2	1	5	3	2		23	2
Unknown Prob						1			1				2	0
Unwanted Subject	1	1	2		2	1	2	2	3	1			15	1
Vehicle In Ditch	13	10	2				1		2				28	3
Vehicle Maintenance													-	-
VIN or Odometer Verification			2										2	0
Violation County Ordinance	1						2	4	1				8	1
Violation Village Ordinance							1						1	0
Warrant Service													-	-
Wires Down		1		1		1		4		1			8	1
Total Service Related Incidents	685	609	708	625	619	683	761	715	626	628	599	-	7,258	660
TOTAL INCIDENTS	816	729	848	738	779	850	913	855	756	775	766	-	8,824	802

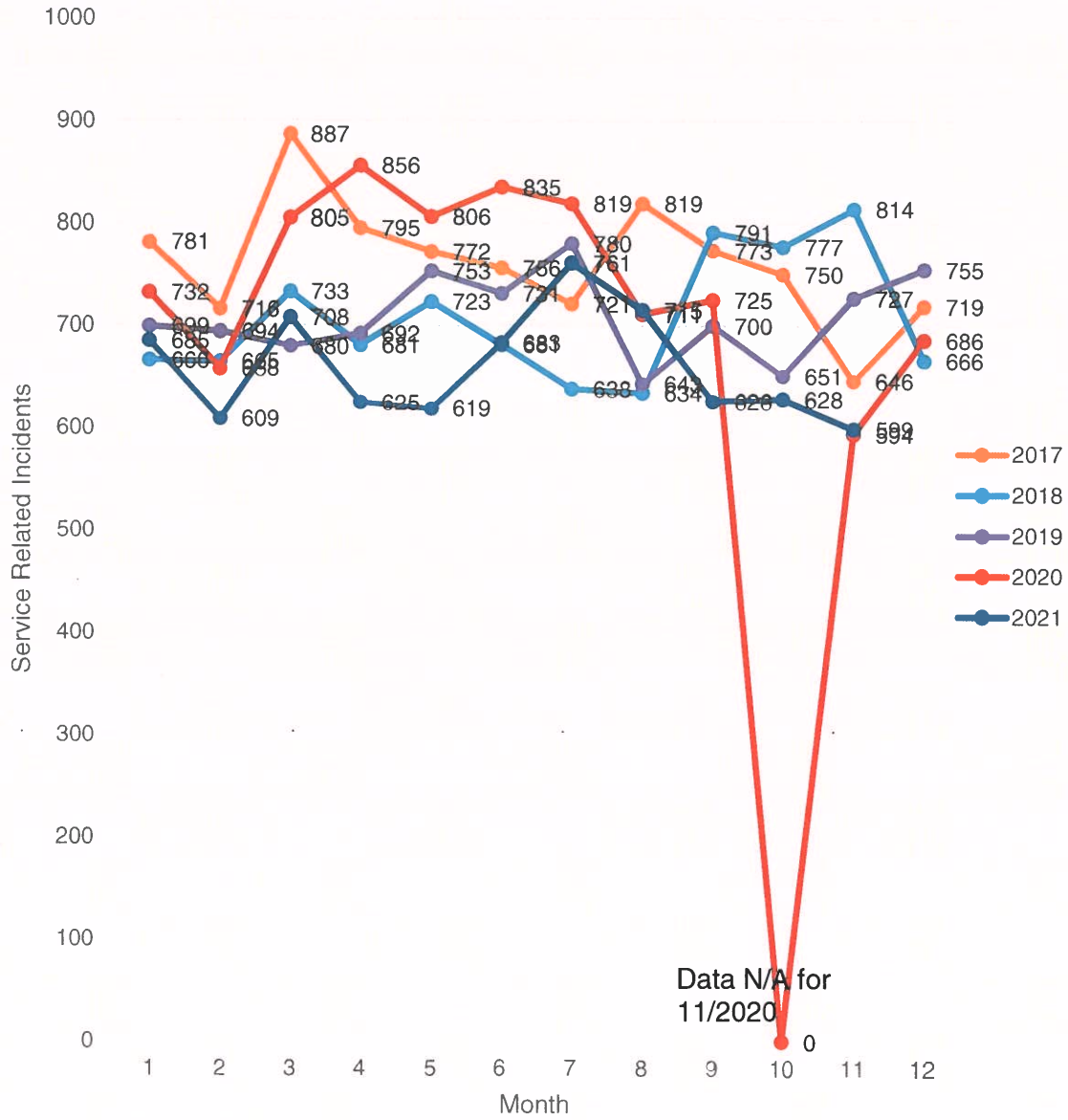
2017-2021 Crime Data and Trends



2017-2021 Crime Data and Trends (without Alarms)



2017-2021 Service Data and Trends



2017-2021 Traffic Data and Trends

