

**LAKE COUNTY SHERIFF CRIME STATISTICS  
LONG GROVE, IL**

													Totals	Avg. Per Month
	Jan	Feb	March	April	May	June	July	Aug	Sept	Oct	Nov	Dec		
<b>Crime Related</b>														
Abuse Complaint (All)	-	1	-	-	-	-	-	-	-	-	-	-	1	0
Alarm (not bank)	35	25	26	33	32	25	43	31	33	32			315	26
Alarm Bank or ATM	-	-	-	1	1	-	-	-	-	-	-	-	2	0
Arson							1							
Assault Report	-	-	-	-	-	-	-	-	-	-	-	-	-	-
Battery In Progress	-	-	-	-	-	-	1	-	-	1	-	-	2	0
Battery Report	1	1	1	1	2	-	1	-	3	-	-	-	10	1
Bomb Threat	-	-	-	-	-	-	-	-	-	-	-	-	-	-
Burglary Attempt Report	-	-	-	-	-	-	-	3	-	-	-	-	3	0
Burglary In Progress	-	2	-	-	1	1	-	-	-	1	-	-	5	0
Burglary Report (not to vehicle)	1	-	2	2	3	-	-	-	4	3	-	-	15	1
Burglary Vehicle Report	7	1	-	-	3	1	1	-	1	4	-	-	18	2
Criminal Damage To Property	2	-	-	-	3	-	2	-	1	1	-	-	9	1
Criminal Damage To Vehicle	-	-	1	1	-	-	-	-	-	-	-	-	2	0
Criminal Trespass (all)	-	-	-	-	1	-	1	-	2	-	-	-	4	0
Death Investigation	1	-	-	1	2	-	3	1	-	1	-	-	9	1
Disturbance In Progress	-	-	-	-	-	-	-	-	-	2	-	-	2	0
Disorderly Conduct	-	-	-	-	-	-	-	-	-	-	-	-	-	-
Domestic In Progress	-	-	3	2	5	3	6	2	2	1	-	-	24	2
Domestic Report	-	-	2	3	-	-	-	-	-	3	-	-	8	1
Dumping Complaint	-	-	1	-	-	1	-	-	-	-	-	-	2	0
Financial Crimes	5	3	6	3	4	1	2	1	7	3	-	-	35	3
Fire Response Only	10	11	13	11	11	9	15	4	9	16	-	-	109	9
Fireworks	1	-	-	-	-	1	4	-	-	-	-	-	6	1
Forgery	-	-	-	-	-	-	-	-	-	-	-	-	-	-
Found Property Report	-	-	1	1	1	2	1	1	1	1	-	-	9	1
Harassment All	-	-	-	-	-	-	-	1	-	-	-	-	1	0
Hazardous Situation	2	1	-	2	1	4	4	2	2	2	-	-	20	2
Hunting Complaint	1	-	-	-	-	-	-	-	-	-	-	-	1	0
Juvenile Complaint	1	2	-	4	2	4	2	3	1	-	-	-	19	2
Liquor Violation	-	-	-	-	-	-	-	-	-	-	-	-	-	-
Kidnapping or Abduction	-	-	-	-	-	-	-	-	-	-	-	-	-	-
Man with a Gun	-	1	-	-	-	-	-	1	-	-	-	-	2	0
Mischievous Conduct	-	-	-	-	-	-	-	1	-	-	-	-	1	0
Neighbor Problem	-	-	-	-	1	-	1	-	2	-	-	-	4	0
Narcotics Investigation	-	-	-	-	-	-	1	1	-	-	-	-	2	0
Overdose	-	-	1	-	-	-	-	-	-	-	-	-	1	0
Public Indecency	-	-	-	-	-	-	-	-	-	-	-	-	-	-
Search Warrant	-	-	-	-	-	-	1	-	-	-	-	-	1	0
Sex Offense All	1	-	1	-	-	-	-	1	1	1	-	-	5	0
Shoplifter	4	-	1	1	-	-	2	-	2	-	-	-	10	1
Solicitor Complaint	-	-	1	2	4	-	1	2	-	6	-	-	16	1
Stalking	-	-	-	-	1	-	-	-	-	-	-	-	1	0
Structure Fire	-	-	-	-	-	1	-	-	-	-	-	-	1	0
Suicide	-	-	-	-	-	-	1	-	-	-	-	-	1	0
Suicide Attempt	1	1	1	1	-	-	-	-	-	2	-	-	6	1
Suicide Threat	1	1	1	-	-	-	2	-	2	-	-	-	7	1
Theft In Progress	-	-	1	-	-	-	-	-	-	-	-	-	1	0
Theft Of Vehicle	-	-	-	-	1	2	-	-	-	-	-	-	3	0
Theft Report All	2	2	5	3	1	2	1	1	3	-	-	-	20	2
Vehicle Fire	1	-	-	-	-	-	-	-	-	-	-	-	1	0
Vehicle Taken Without Consent	-	-	-	-	-	-	-	-	-	-	-	-	-	-
Violation Order Of Protection	-	-	1	3	1	-	1	-	-	1	-	-	7	1
Wanted Subject	-	-	-	1	-	-	-	-	-	-	-	-	1	0
<b>Total Crime Related Incidents</b>	<b>77</b>	<b>52</b>	<b>69</b>	<b>76</b>	<b>81</b>	<b>57</b>	<b>98</b>	<b>56</b>	<b>76</b>	<b>81</b>	<b>-</b>	<b>-</b>	<b>723</b>	<b>60</b>

**LAKE COUNTY SHERIFF CRIME STATISTICS  
LONG GROVE, IL**

<b>Traffic Related</b>													<b>Totals</b>	
Accident Hit & Run Property Damage	7	5	2	2	6	3	1	4	2	5			37	3.08
Accident Hit & Run Unknown Injuries	-	-	-	-	-	-							-	0.00
Accident Fatality	-	-	-	-	-	-							-	0.00
Accident Property Damage	40	27	24	31	30	32	32	34	30	29			309	25.75
Accident Squad Property Damage	-	-	-	-	-	-			1				1	0.08
Accident Unknown Injury	-	1	-	1	1	-				2			5	0.42
Accident With Injuries	5	7	3	2	2	7	2	4	3	4			39	3.25
Driving Complaint	2	5	2	2	7	3	5	9	5	4			44	3.67
Report Of DUI Driver	1	-	1	4	3	-	4	2	2	1			18	1.50
Report Of Reckless Driver	6	10	5	8	7	14	11	10	4	5			80	6.67
Traffic Altercation In Progress	1	1	1	-	-	3		1	1				8	0.67
Traffic Altercation Report	-	-	2	-	-	-	1		1				4	0.33
Traffic Control	-	-	6	4	6	4	1	3	8	2			34	2.83
Traffic Light Malfunction	3	5	1	-	-	-	1						10	0.83
Traffic Stop	7	20	8	21	6	21	9	14	7	14			127	10.58
Wrong Way Driver	-	-		-	-	-			1	1			2	0.17
<b>Total Traffic Related Incidents</b>	<b>72</b>	<b>81</b>	<b>55</b>	<b>75</b>	<b>68</b>	<b>87</b>	<b>67</b>	<b>81</b>	<b>65</b>	<b>67</b>	<b>-</b>	<b>-</b>	<b>718</b>	<b>59.83</b>

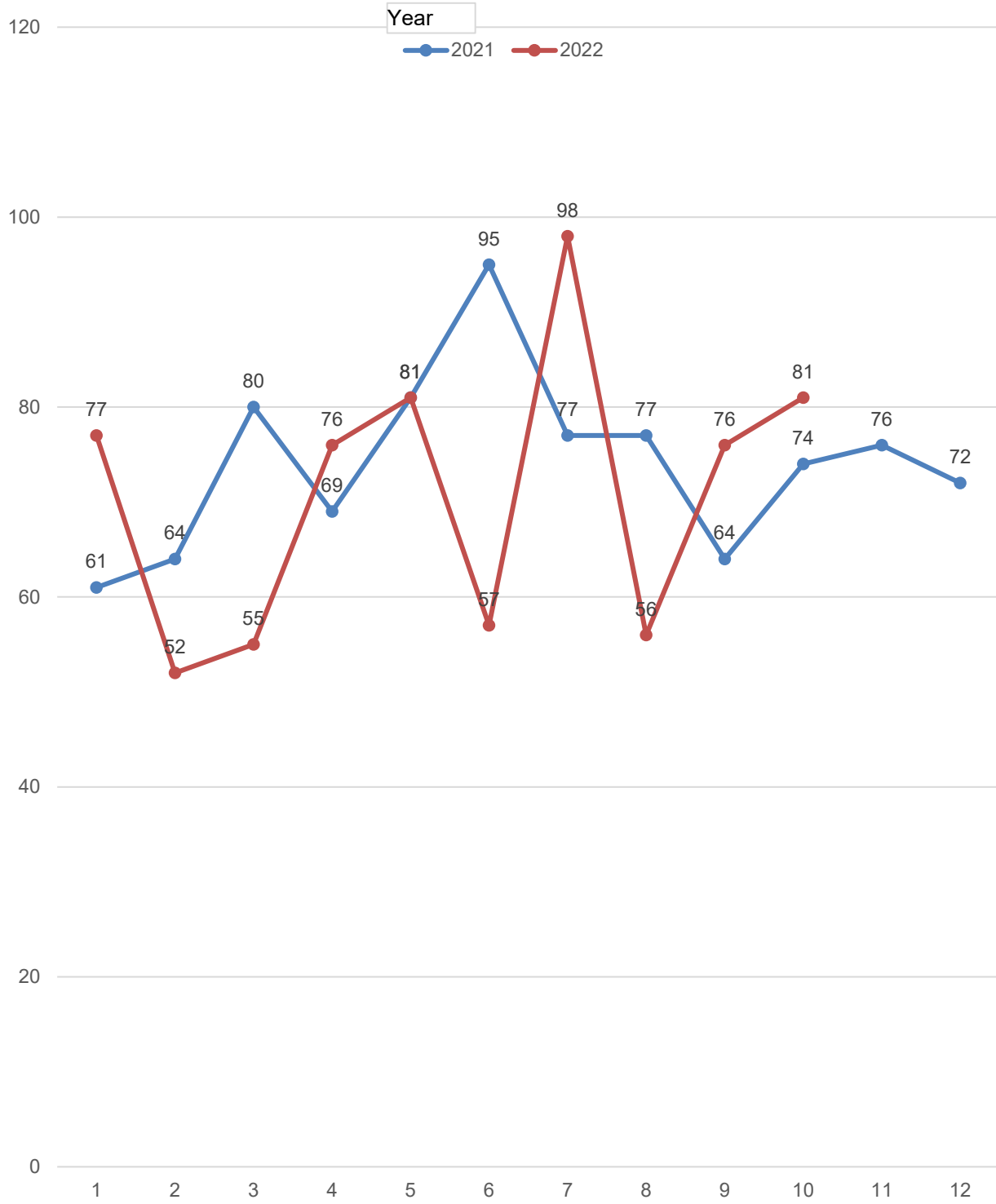


**LAKE COUNTY SHERIFF CRIME STATISTICS  
LONG GROVE, IL**

Boat Complaint						1							1	
Noise Complaint	-	2	-	1	5	2	12	6	8	1			37	3
Notification	-	-	-	-	-	-	1		1				2	0
Obtaining Warrant	-	-	-	-	-	-							-	-
On the Job Inquiry	-	-	-	-	-	-		1					1	0
Open Door or Window	-	-	-	1	1	-	1						3	0
Open Park or Gate	-	-	-	-	-	-		1					1	0
Order of Protection Service	-	-	5	-		1	1	1		1			9	1
Out of Car Unspecified	-	1	-	-		-							1	0
Other - All	-	-	-	-		-			2				2	0
Overnight Parking	2	-	1	1	3	1	3	1	2	1			15	1
Page Coronor	1	-	-	-		-							1	0
Page Other	1	-	-	-		-			1				2	0
Page Public Works	-	1	-	-	1	-	2			1			5	0
Park Check	4	-	8	3	4	4	3	6	6	10			48	4
Park Check Forest Preserve	-	1	-	-		-							1	0
Park Closing	25	19	24	22	22	20	19	19	27	21			218	18
Park Opening	28	25	27	26	26	24	23	21	22	25			247	
Parking Complaint	1	1	2	2	9	4		2	2	2			25	2
Person Down	-	-	-	-	1	-							1	0
Person Slumped	-	1	-	-	2	-	1	1		1			6	1
Prisoner Check	-	-	-	-	-	-							-	-
Radar Enforcement	10	20	14	24	13	16	9	17	18	17			158	13
Radio Problems	-	-	-	-		-							-	-
Railroad Gate Malfunction	-	-	-	-		-							-	-
Recovered Stolen Vehicle/Prop	-	1	-	-		1	1			1			4	0
Relocation	-	-	-	1		-	1						2	0
Report Writing	13	8	19	17	14	23	18	16	16	7			151	13
Repossession	-	-	-	-	1	-		1					2	0
Reserve Deputy Call Out	-	-	-	-		-							-	-
Reserve Deputy Detail	-	-	-	-		-							-	-
Road Hazard	4	2	8	4	5	14	4	6	6	5			58	5
School Check	1	1	-	3		-		16	7	2			30	3
Sector Patrol	28	46	50	44	49	42	44	52	55	42			452	38
Sex Offender Verification	-	-	-	3		-							3	0
Snowmobile complaint	-	-	-	-		-							-	-
Special Detail	2	2	2	3	9	11	6		7				42	4
Street Signs or Stop Sign Down or Damaged	-	-	-	2		-							2	0
Suspicious Article	-	1	-	1		-	5	1		1			9	1
Suspicious Circumstance	2	-	2	4	6	4	13	9	1	3			44	4
Suspicious Noises	-	-	1	-	2	1	1		1	1			7	1
Suspicious Person	5	5	4	7	4	6	6	8	3	10			58	5
Suspicious Vehicle	7	4	6	9	7	11	12	3	3	17			79	7
Tobacco Compliance Check	-	-	-	-		-							-	-
Test	-	-	-	-		-							-	-
Traffic Detail	-	-	-	2		1							3	0
Training	1	1	2	3	1	2		1					11	1
Transport Prisoner	-	-	-	-		-							-	-
Turned Over To	1	2	3	2	2	5	3	1	4	1			24	2
Unknown Prob	1	-	-	1	1	2	1		1				7	1
Unwanted Subject	2	1	3	-	1	-	3		3	3			16	1
Vehicle In Ditch	4	4	1	2		-		1		1			13	1
Vehicle Maintenance	-	-	-	-	2	-							2	0
VIN or Odometer Verification	-	-	-	1		-							1	0
Violation County Ordinance	1	-	-	-	1	1	2	1	2				8	1
Violation Village Ordinance	-	-	-	1		1			1				3	0
Warrant Service	-	-	-	-		-							-	-
Wires Down	-	-	-	1		-	1						2	0
<b>Total Service Related Incidents</b>	<b>722</b>	<b>746</b>	<b>834</b>	<b>827</b>	<b>859</b>	<b>803</b>	<b>778</b>	<b>723</b>	<b>746</b>	<b>825</b>	<b>-</b>	<b>-</b>	<b>7,863</b>	<b>655</b>
<b>TOTAL INCIDENTS</b>	<b>871</b>	<b>879</b>	<b>958</b>	<b>978</b>	<b>1,008</b>	<b>947</b>	<b>943</b>	<b>860</b>	<b>887</b>	<b>973</b>	<b>-</b>	<b>-</b>	<b>9,304</b>	<b>775</b>

Sum of Total

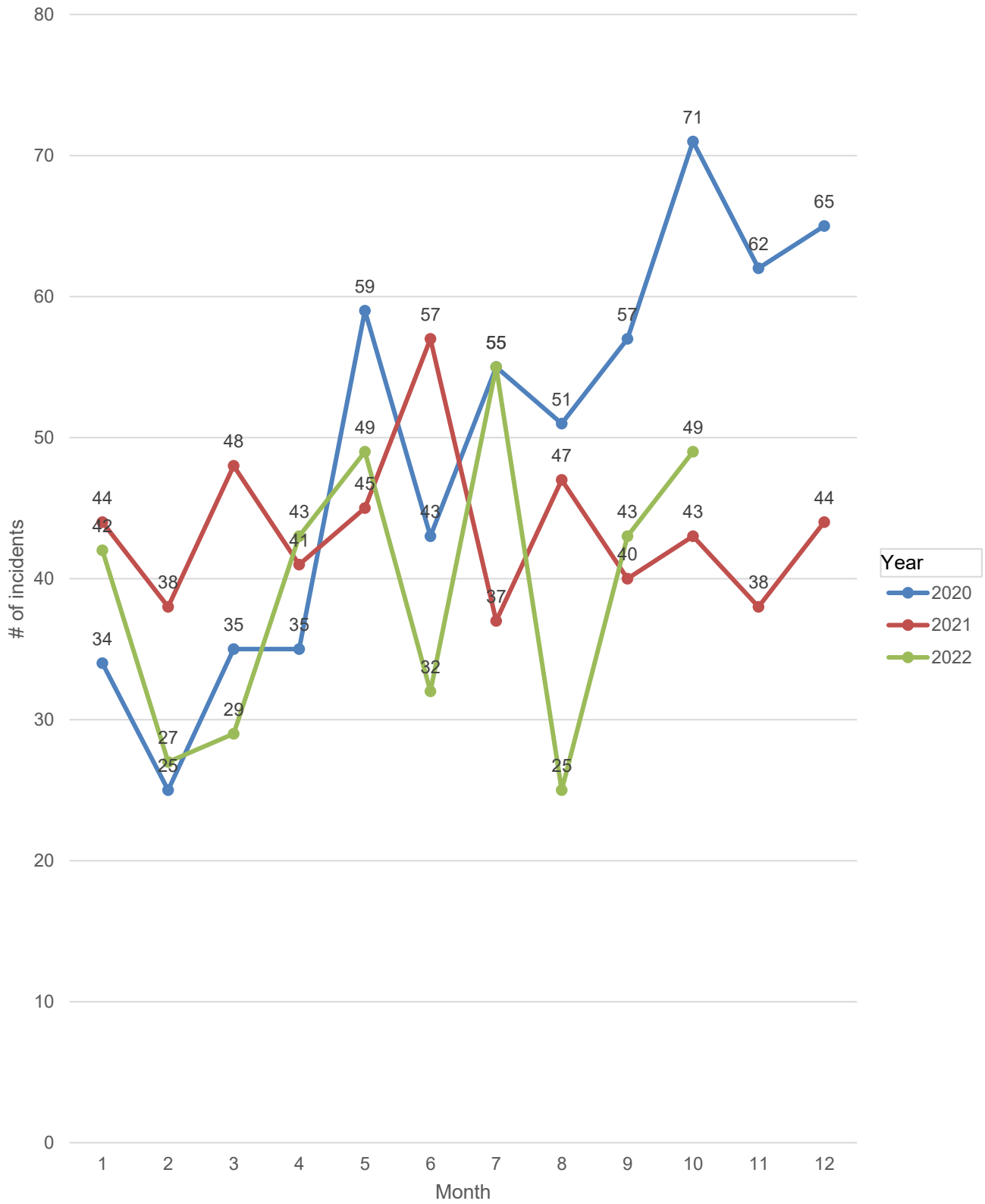
### Crime Related Data with Alarms



Month

Sum of Total

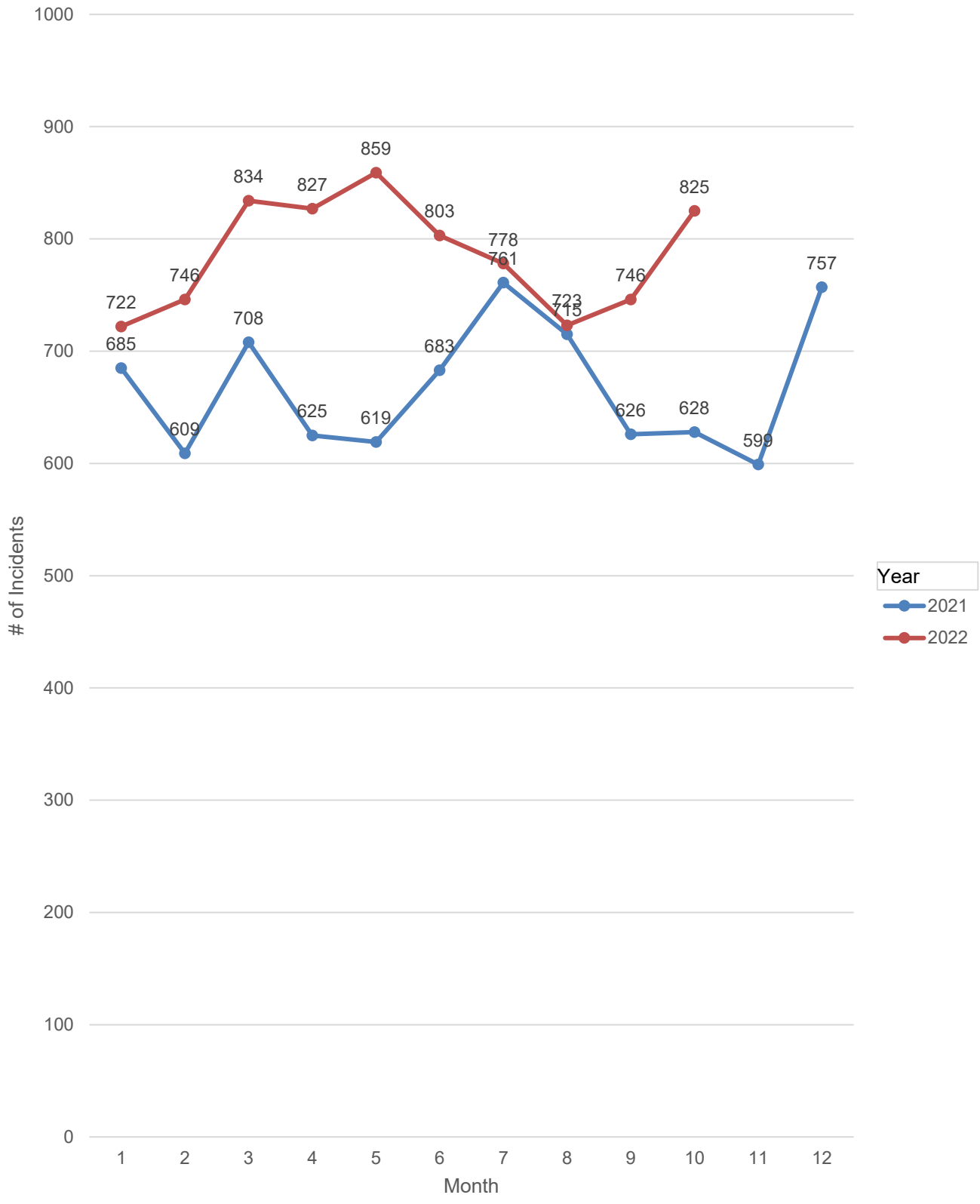
### Crime Related Data without Alarms



Month

Sum of Totals

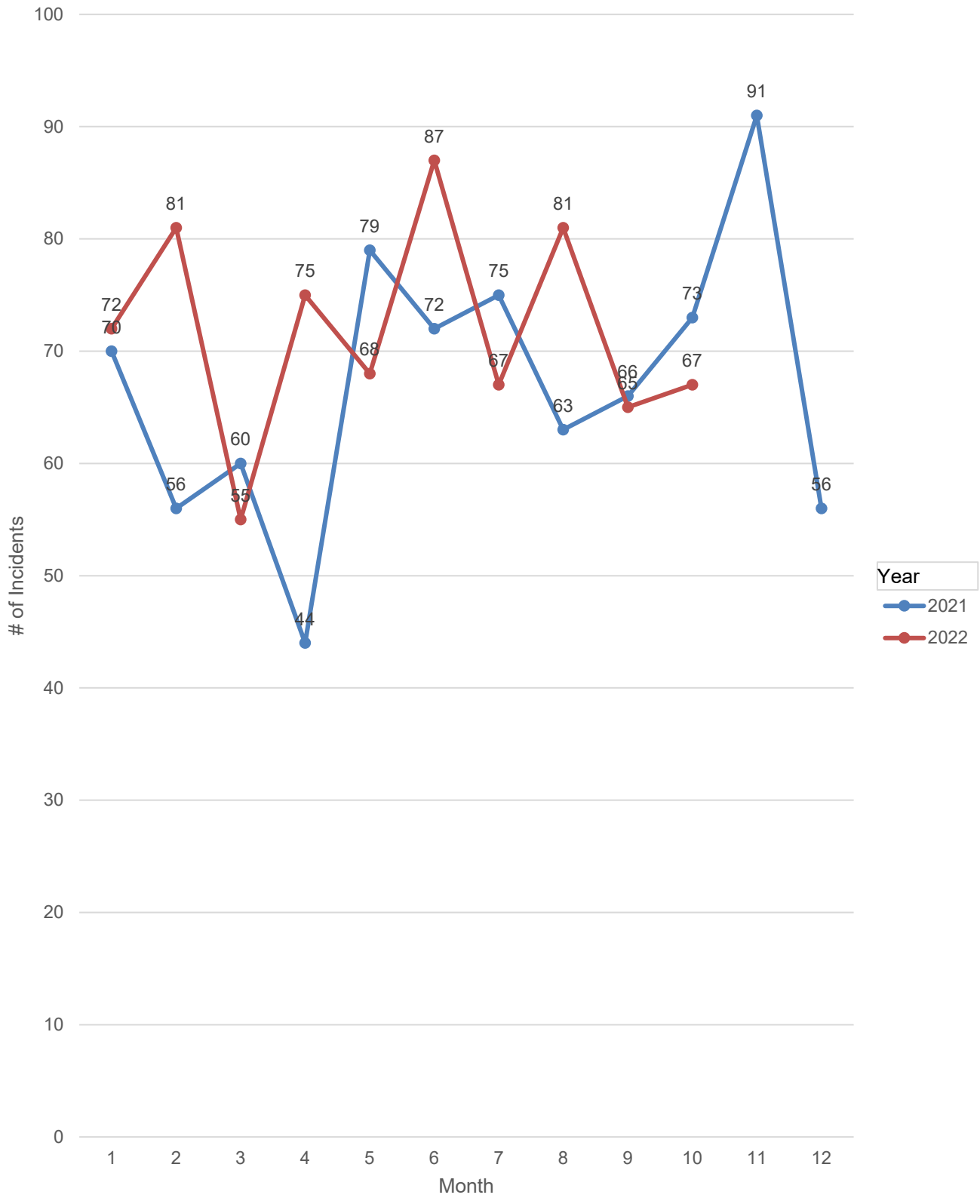
### Service Related Data



Month

Sum of Total

### Traffic Related Data



Year  
● 2021  
● 2022

Month