

**LAKE COUNTY SHERIFF CRIME STATISTICS
LONG GROVE, IL**

													Totals	Avg. Per Month
	Jan	Feb	March	April	May	June	July	Aug	Sept	Oct	Nov	Dec		
Crime Related														
Abuse Complaint (All)	-	1	-	-	-	-	-	-	-	-	-	1	2	0
Alarm (not bank)	35	25	26	33	32	25	43	31	33	32	36	53	404	34
Alarm Bank or ATM	-	-	-	1	1	-	-	-	-	-	-	-	2	0
Arson	-	-	-	-	-	-	1	-	-	-	-	-	-	-
Assault Report	-	-	-	-	-	-	-	-	-	-	-	-	-	-
Battery In Progress	-	-	-	-	-	-	-	1	-	1	-	-	2	0
Battery Report	1	1	1	1	2	-	1	-	3	-	-	1	10	1
Bomb Threat	-	-	-	-	-	-	-	-	-	-	-	-	-	-
Burglary Attempt Report	-	-	-	-	-	-	-	3	-	-	-	-	3	0
Burglary In Progress	-	2	-	-	1	1	-	-	-	1	-	-	5	0
Burglary Report (not to vehicle)	1	-	2	2	3	-	-	-	4	3	-	1	16	1
Burglary Vehicle Report	7	1	-	-	3	1	1	-	1	4	1	1	20	2
Criminal Damage To Property	2	-	-	-	3	-	2	-	1	1	1	-	10	1
Criminal Damage To Vehicle	-	-	1	1	-	-	-	-	-	-	-	1	2	0
Criminal Trespass (all)	-	-	-	-	1	-	1	-	2	-	-	1	4	0
Death Investigation	1	-	-	1	2	-	3	1	-	1	3	1	13	1
Disturbance In Progress	-	-	-	-	-	-	-	-	-	2	1	-	3	0
Disorderly Conduct	-	-	-	-	-	-	-	-	-	-	-	-	-	-
Domestic In Progress	-	-	3	2	5	3	6	2	2	1	2	6	32	3
Domestic Report	-	-	2	3	-	-	-	-	-	3	-	-	8	1
Dumping Complaint	-	-	1	-	-	1	-	-	-	-	-	-	2	0
Financial Crimes	5	3	6	3	4	1	2	1	7	3	1	2	38	3
Fire Response Only	10	11	13	11	11	9	15	4	9	16	10	11	130	11
Fireworks	1	-	-	-	-	1	4	-	-	-	-	-	6	1
Forgery	-	-	-	-	-	-	-	-	-	-	-	-	-	-
Found Property Report	-	-	1	1	1	2	1	1	1	1	2	-	11	1
Harassment All	-	-	-	-	-	-	-	1	-	-	-	-	1	0
Hazardous Situation	2	1	-	2	1	4	4	2	2	2	1	2	23	2
Hunting Complaint	1	-	-	-	-	-	-	-	-	-	-	-	1	0
Juvenile Complaint	1	2	-	4	2	4	2	3	1	-	1	1	21	2
Liquor Violation	-	-	-	-	-	-	-	-	-	-	-	-	-	-
Kidnapping or Abduction	-	-	-	-	-	-	-	-	-	-	-	-	-	-
Man with a Gun	-	1	-	-	-	-	-	1	-	-	-	-	2	0
Mischivous Conduct	-	-	-	-	-	-	-	1	-	-	-	-	1	0
Neighbor Problem	-	-	-	-	1	-	1	-	2	-	1	1	5	0
Narcotics Investigation	-	-	-	-	-	-	1	1	-	-	-	-	2	0
Overdose	-	-	1	-	-	-	-	-	-	-	-	-	1	0
Public Indecency	-	-	-	-	-	-	-	-	-	-	-	-	-	-
Search Warrant	-	-	-	-	-	-	1	-	-	-	-	-	1	0
Sex Offense All	1	-	1	-	-	-	-	1	1	1	-	-	5	0
Shoplifter	4	-	1	1	-	-	2	-	2	-	-	3	10	1
Solicitor Complaint	-	-	1	2	4	-	1	2	-	6	-	-	16	1
Stalking	-	-	-	-	1	-	-	-	-	-	-	-	1	0
Structure Fire	-	-	-	-	-	1	-	-	-	-	-	-	1	0
Suicide	-	-	-	-	-	-	-	1	-	-	-	-	1	0
Suicide Attempt	1	1	1	1	-	-	-	-	-	2	-	-	6	1
Suicide Threat	1	1	1	-	-	-	2	-	2	-	-	2	7	1
Theft In Progress	-	-	1	-	-	-	-	-	-	-	-	-	1	0
Theft Of Vehicle	-	-	-	-	1	2	-	-	-	-	-	-	3	0
Theft Report All	2	2	5	3	1	2	1	1	3	-	4	5	29	2
Vehicle Fire	1	-	-	-	-	-	-	-	-	-	-	-	1	0
Vehicle Taken Without Consent	-	-	-	-	-	-	-	-	-	-	-	-	-	-
Violation Order Of Protection	-	-	1	3	1	-	1	-	-	1	-	1	7	1
Wanted Subject	-	-	-	1	-	-	-	-	-	-	-	1	1	0
Total Crime Related Incidents	77	52	69	76	81	57	98	56	76	81	64	95	787	66

**LAKE COUNTY SHERIFF CRIME STATISTICS
LONG GROVE, IL**

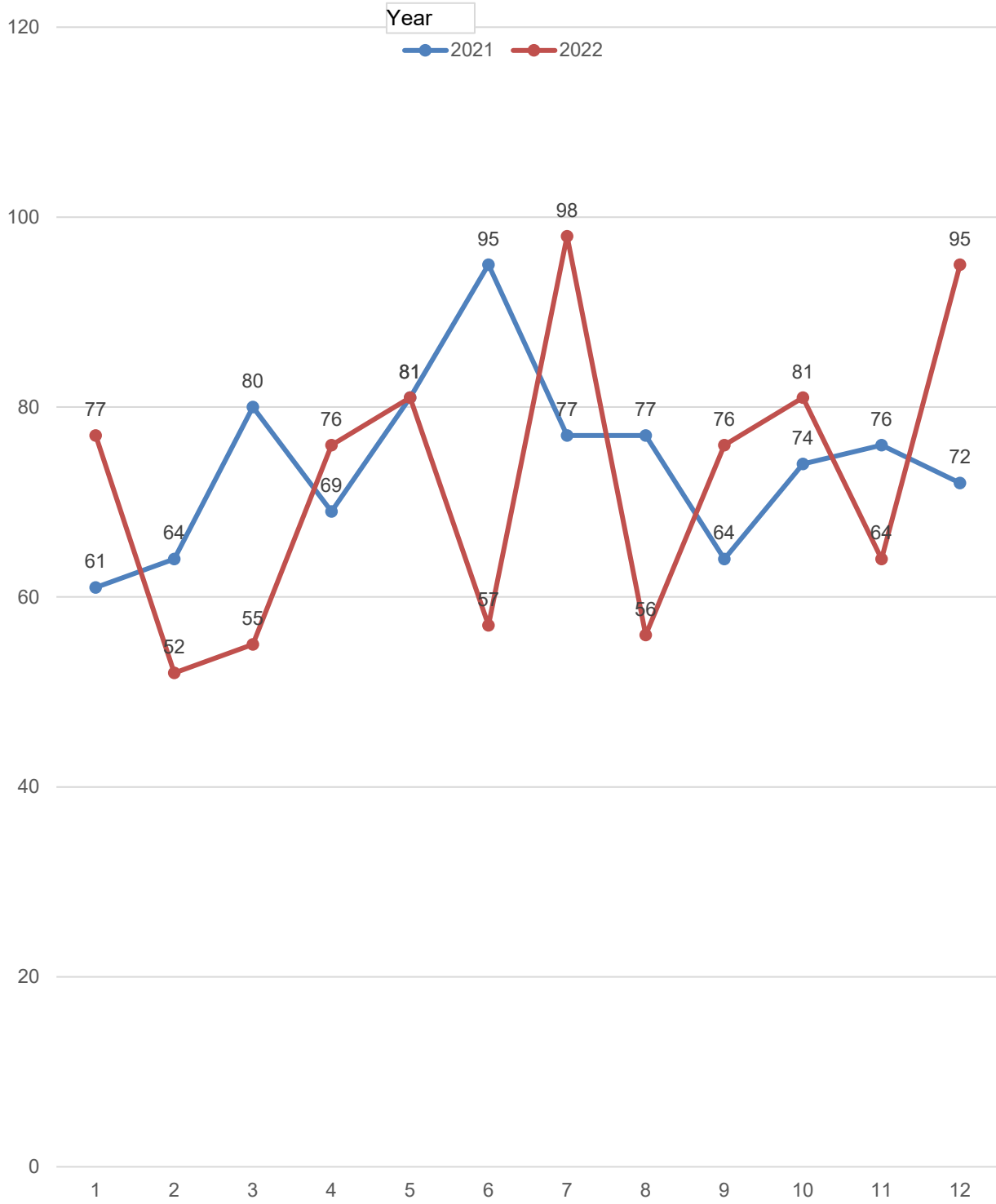
Traffic Related													Totals	
Accident Hit & Run Property Damage	7	5	2	2	6	3	1	4	2	5	7	5	49	4.08
Accident Hit & Run Unknown Injuries	-	-	-	-	-	-							-	0.00
Accident Fatality	-	-	-	-	-	-							-	0.00
Accident Property Damage	40	27	24	31	30	32	32	34	30	29	37	34	380	31.67
Accident Squad Property Damage	-	-	-	-	-	-			1		1		2	0.17
Accident Unknown Injury	-	1	-	1	1	-				2	1	1	6	0.50
Accident With Injuries	5	7	3	2	2	7	2	4	3	4	4	4	47	3.92
Driving Complaint	2	5	2	2	7	3	5	9	5	4	5	4	53	4.42
Report Of DUI Driver	1	-	1	4	3	-	4	2	2	1	2	3	23	1.92
Report Of Reckless Driver	6	10	5	8	7	14	11	10	4	5	10	9	99	8.25
Traffic Altercation In Progress	1	1	1	-	-	3		1	1		2	1	10	0.83
Traffic Altercation Report	-	-	2	-	-	-	1		1			1	4	0.33
Traffic Control	-	-	6	4	6	4	1	3	8	2	1		35	2.92
Traffic Light Malfunction	3	5	1	-	-	-	1				1	1	11	0.92
Traffic Stop	7	20	8	21	6	21	9	14	7	14	11	5	143	11.92
Wrong Way Driver	-	-		-	-	-			1	1			2	0.17
Total Traffic Related Incidents	72	81	55	75	68	87	67	81	65	67	82	68	800	66.67

**LAKE COUNTY SHERIFF CRIME STATISTICS
LONG GROVE, IL**

Boat Complaint						1								1	
Noise Complaint	-	2	-	1	5	2	12	6	8	1				37	3
Notification	-	-	-	-	-	-	1		1					2	0
Obtaining Warrant	-	-	-	-	-	-								-	-
On the Job Inquiry	-	-	-	-	-	-		1						1	0
Open Door or Window	-	-	-	1	1	-	1					1		3	0
Open Park or Gate	-	-	-	-	-	-		1						1	0
Order of Protection Service	-	-	5	-	-	1	1	1		1				9	1
Out of Car Unspecified	-	1	-	-	-	-								1	0
Other - All	-	-	-	-	-	-			2		1			3	0
Overnight Parking	2	-	1	1	3	1	3	1	2	1	1	1		17	1
Page Coronor	1	-	-	-	-	-								1	0
Page Other	1	-	-	-	-	-			1					2	0
Page Public Works	-	1	-	-	1	-	2			1				5	0
Park Check	4	-	8	3	4	4	3	6	6	10	2	3		53	4
Park Check Forest Preserve	-	1	-	-	-	-								1	0
Park Closing	25	19	24	22	22	20	19	19	27	21	21	25		264	22
Park Opening	28	25	27	26	26	24	23	21	22	25	24	30		301	
Parking Complaint	1	1	2	2	9	4		2	2	2	2	2		29	2
Person Down	-	-	-	-	1	-					1	1		2	0
Person Slumped	-	1	-	-	2	-	1	1		1				6	1
Prisoner Check	-	-	-	-	-	-								-	-
Radar Enforcement	10	20	14	24	13	16	9	17	18	17	6	6		170	14
Radio Problems	-	-	-	-	-	-								-	-
Railroad Gate Malfunction	-	-	-	-	-	-								-	-
Recovered Stolen Vehicle/Prop	-	1	-	-	-	1	1			1				4	0
Relocation	-	-	-	1	-	-	1							2	0
Report Writing	13	8	19	17	14	23	18	16	16	7	10	14		175	15
Repossession	-	-	-	-	1	-		1			1	1		3	0
Reserve Deputy Call Out	-	-	-	-	-	-								-	-
Reserve Deputy Detail	-	-	-	-	-	-								-	-
Road Hazard	4	2	8	4	5	14	4	6	6	5	12	2		72	6
School Check	1	1	-	3	-	-		16	7	2		1		31	3
Sector Patrol	28	46	50	44	49	42	44	52	55	42	43	35		530	44
Sex Offender Verification	-	-	-	3	-	-								3	0
Snowmobile complaint	-	-	-	-	-	-								-	-
Special Detail	2	2	2	3	9	11	6		7					42	4
Street Signs or Stop Sign Down or Damaged	-	-	-	2	-	-						1		2	0
Suspicious Article	-	1	-	1	-	-	5	1		1				9	1
Suspicious Circumstance	2	-	2	4	6	4	13	9	1	3	10	5		59	5
Suspicious Noises	-	-	1	-	2	1	1		1	1	1	1		9	1
Suspicious Person	5	5	4	7	4	6	6	8	3	10	6	3		67	6
Suspicious Vehicle	7	4	6	9	7	11	12	3	3	17	17	10		106	9
Tobacco Compliance Check	-	-	-	-	-	-								-	-
Test	-	-	-	-	-	-								-	-
Traffic Detail	-	-	-	2	-	1								3	0
Training	1	1	2	3	1	2		1				8		11	1
Transport Prisoner	-	-	-	-	-	-								-	-
Turned Over To	1	2	3	2	2	5	3	1	4	1	1	1		26	2
Unknown Prob	1	-	-	1	1	2	1		1					7	1
Unwanted Subject	2	1	3	-	1	-	3		3	3	1	1		18	2
Vehicle In Ditch	4	4	1	2	-	-		1		1	5	4		18	2
Vehicle Maintenance	-	-	-	-	2	-								2	0
VIN or Odometer Verification	-	-	-	1	-	-						1		1	0
Violation County Ordinance	1	-	-	-	1	1	2	1	2		1	1		10	1
Violation Village Ordinance	-	-	-	1	-	1			1					3	0
Warrant Service	-	-	-	-	-	-								-	-
Wires Down	-	-	-	1	-	-	1							2	0
Total Service Related Incidents	722	746	834	827	859	803	778	723	746	825	700	680		8,563	714
TOTAL INCIDENTS	871	879	958	978	1,008	947	943	860	887	973	846	843		10,150	846

Sum of Total

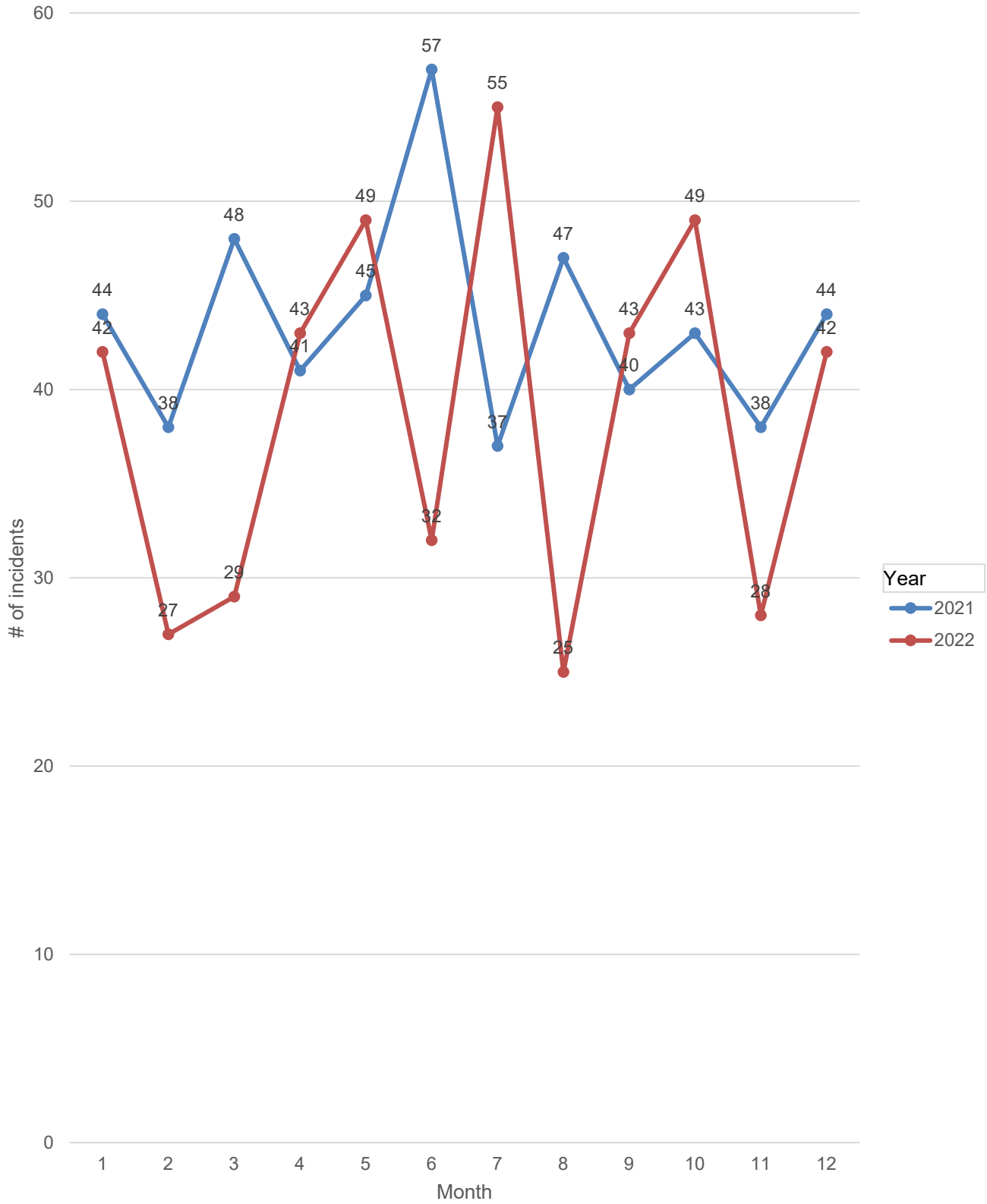
Crime Related Data with Alarms



Month

Sum of Total

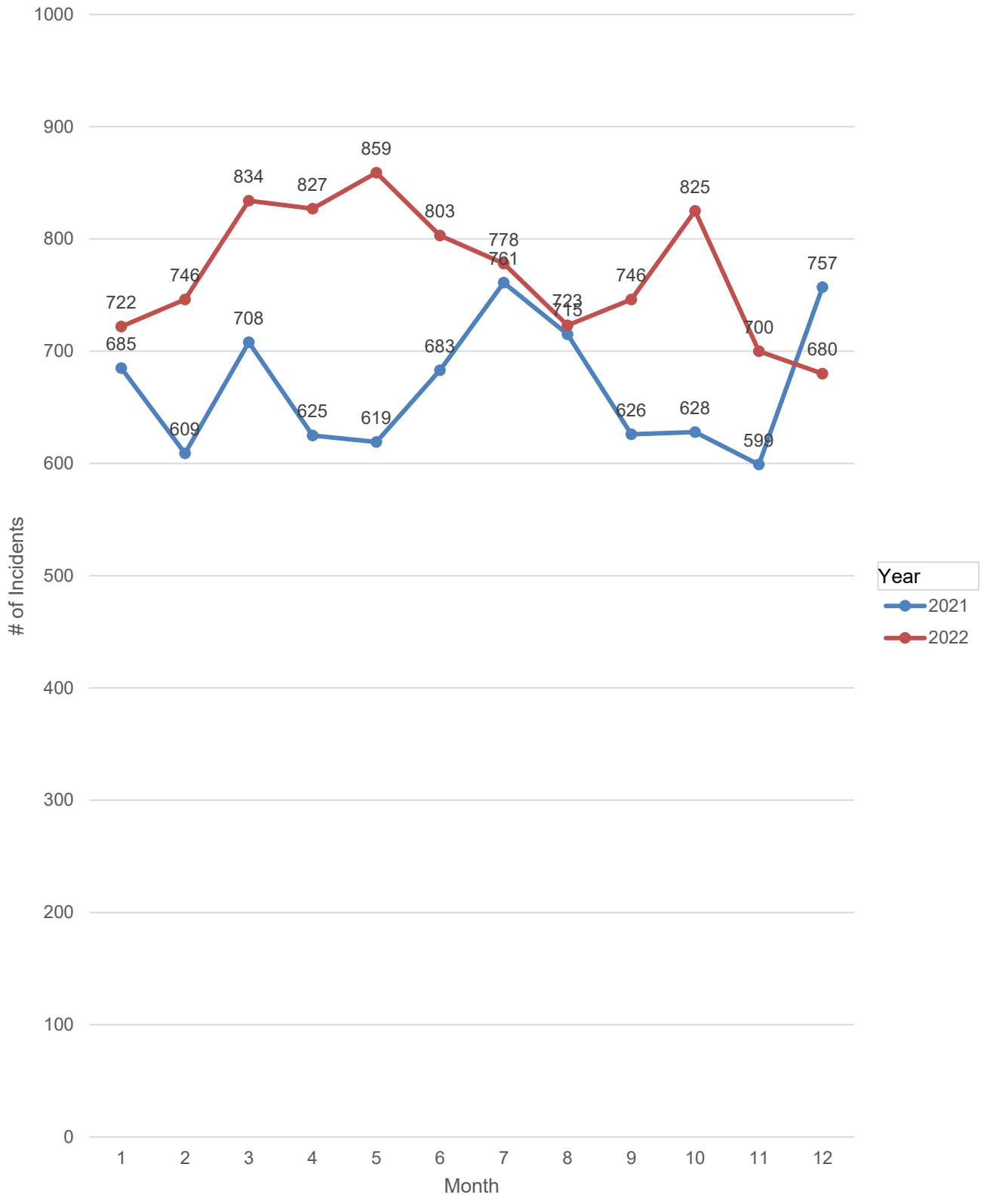
Crime Related Data without Alarms



Month

Sum of Totals

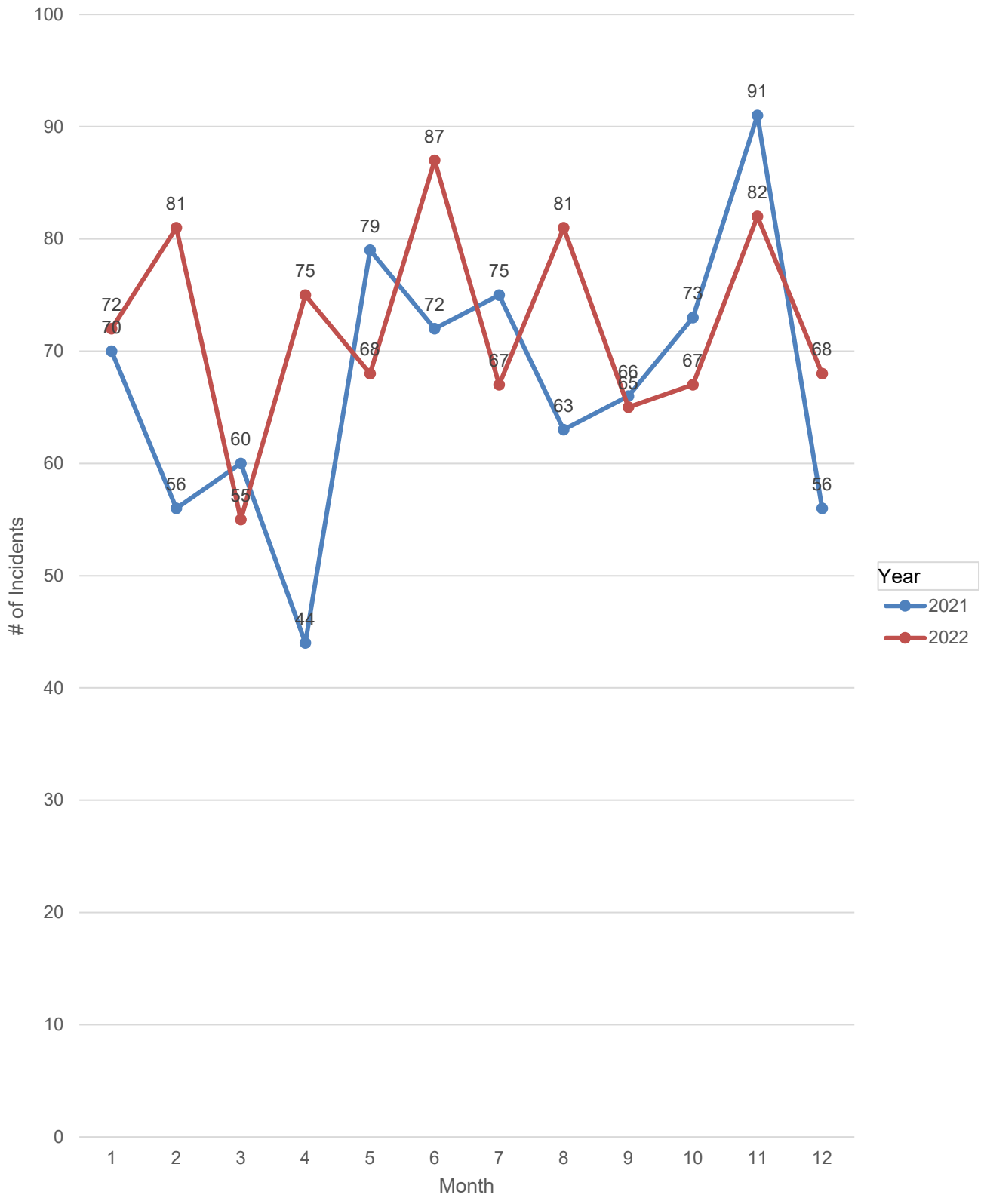
Service Related Data



Month

Sum of Total

Traffic Related Data

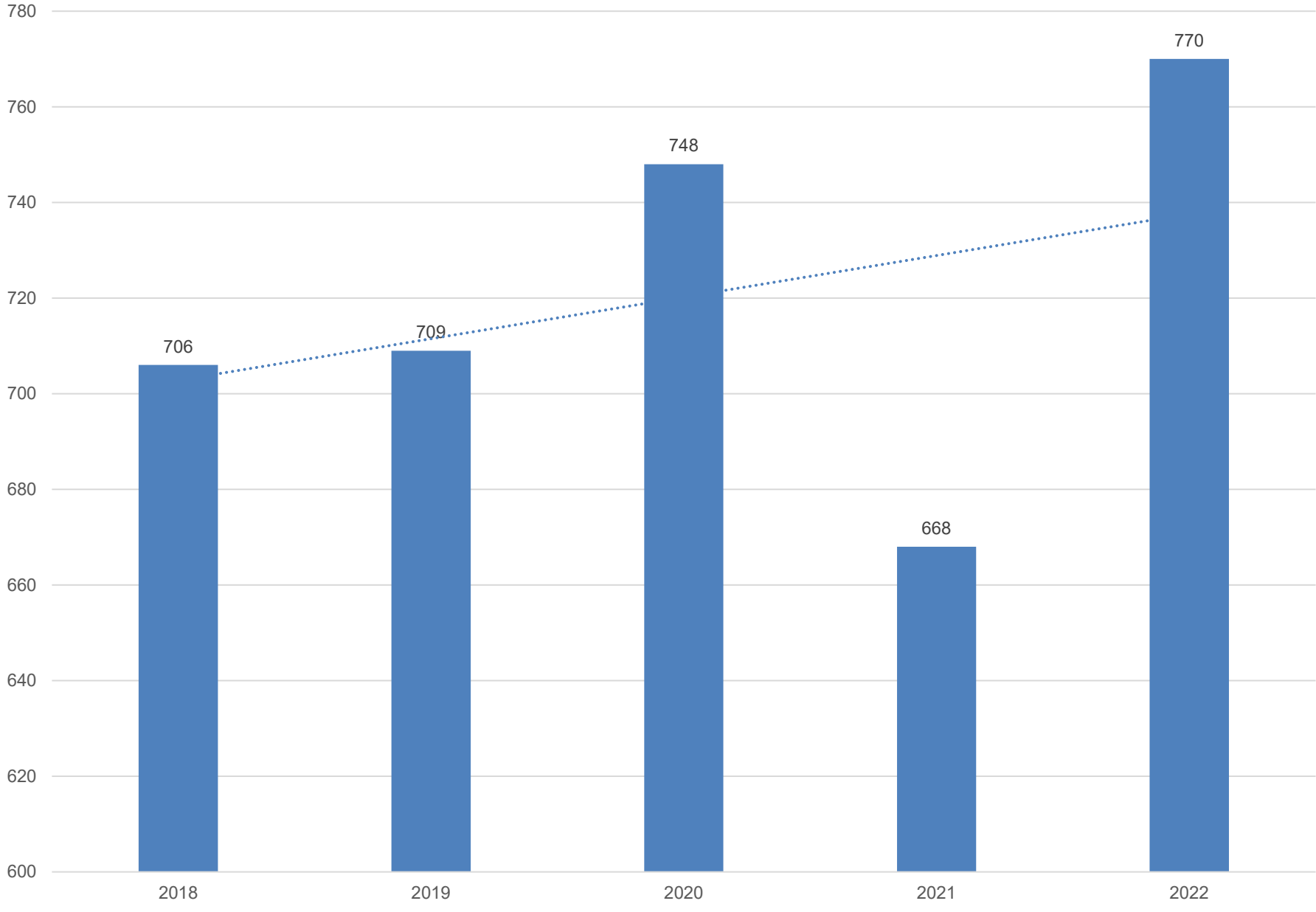


Year

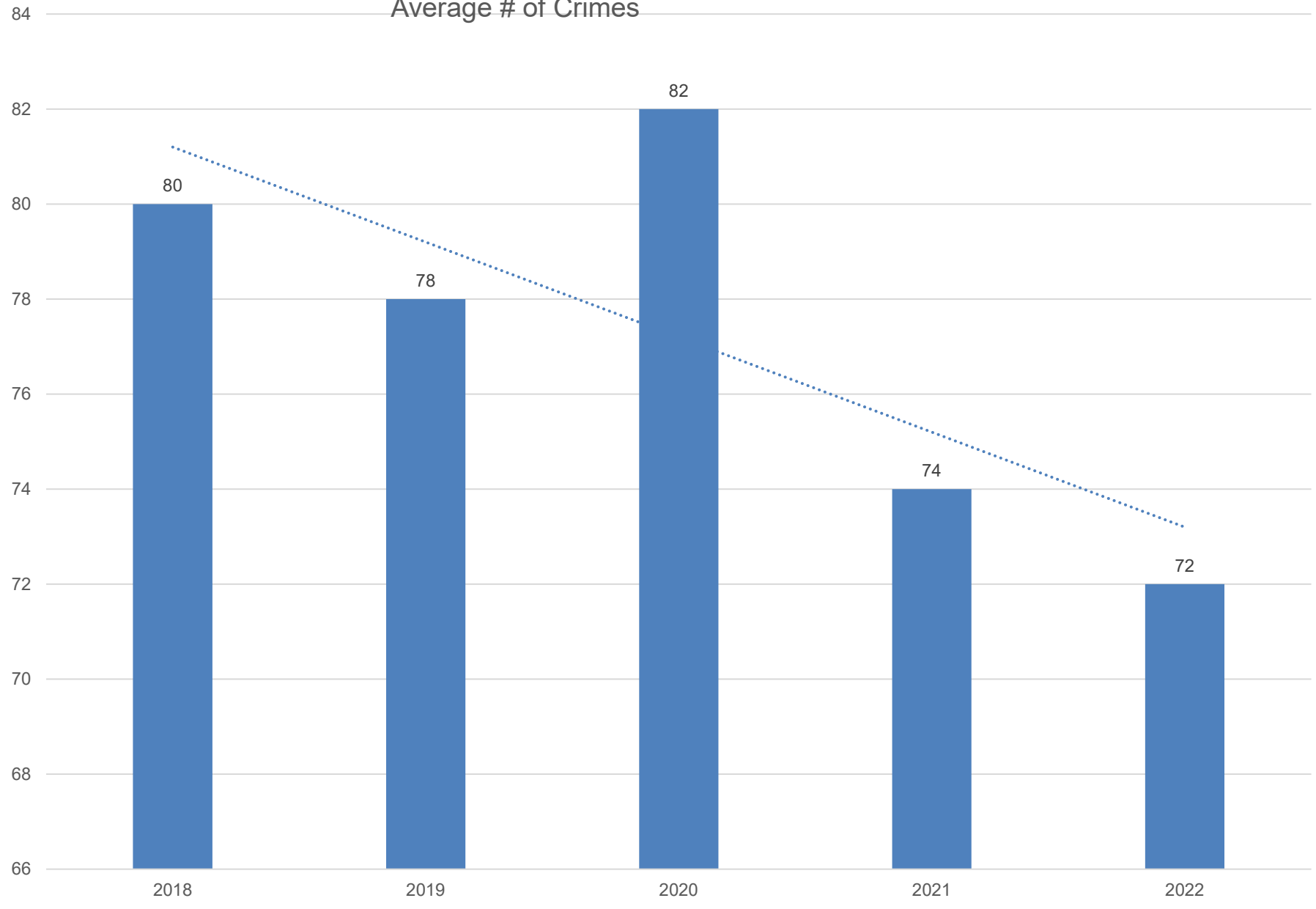
- 2021
- 2022

Month

Service Related Incidents



Average # of Crimes



Traffic Related Incidents

